
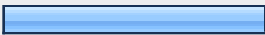


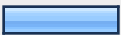














2009 Teaching & Learning Conference, Fredonia




1. Overall, how satisfied were you with the speakers/presenters?			
		Response Percent	Response Count
Very Dissatisfied		0.0%	0
Dissatisfied		7.5%	3
Satisfied		40.0%	16
Very Satisfied		52.5%	21
Comment			4
answered question			40
skipped question			0

2. Overall, how satisfied were you with the conference facilities?			
		Response Percent	Response Count
Very Dissatisfied		2.5%	1
Dissatisfied		17.5%	7
Satisfied		40.0%	16
Very Satisfied		40.0%	16
Comment			12
answered question			40
skipped question			0

3. Did you feel that the length of the sessions was too long, just about right, or too short?			
		Response Percent	Response Count
Too long		2.5%	1
Just about right		80.0%	32
Too short		17.5%	7
		Comment	8
		<i>answered question</i>	40
		<i>skipped question</i>	0

4. The content of the conference sessions was appropriate and informative.			
		Response Percent	Response Count
Strongly disagree		5.0%	2
Disagree		2.5%	1
Agree		50.0%	20
Strongly agree		42.5%	17
		Comment	3
		<i>answered question</i>	40
		<i>skipped question</i>	0

5. The conference was well organized.			
		Response Percent	Response Count
Strongly Disagree		0.0%	0
Disagree		2.5%	1
Agree		30.0%	12
Strongly Agree		67.5%	27
		Comment	3
		answered question	40
		skipped question	0

6. Will your experience at the conference impact/change the way you teach?			
		Response Percent	Response Count
Yes		50.0%	20
No		12.5%	5
Not sure		37.5%	15
		If yes, how? If no, why not?	19
		answered question	40
		skipped question	0

7. What did you like best about the conference?		
		Response Count
		34
		answered question
		34
		skipped question
		6

8. What should we change about the conference for next year (date, location, organization, etc.)?		
		Response Count
		33
	<i>answered question</i>	33
	<i>skipped question</i>	7