

SUNY FREDONIA ROCKEFELLER ARTS CENTER WAYFINDING & DONOR SIGNAGE

PHASE 2 - CONSTRUCTION INTENT DOCUMENTS

15-DEB_BER-062 | 25 JULY 2016

TYPOGRAPHY

TYPOGRAPHIC REQUIREMENTS

Kerning/letter spacing of all typography is to match the examples in the Construction Intent Documents which were prepared in Adobe Illustrator CS6, Version 16.0.4, with the noted numeric value(s) in the tracking/letter spacing option(s).

Signage Contractor shall compare their resulting tracking/letter spacing with the examples provided and adjust accordingly.

Signage Contractor and/or other users are responsible for purchasing specified typefaces.

CODE	TYPEFACE / SPECIFICATION	KERNING	LETTER SPACING	SIGN TYPES
T1	Helvetica Neue - Bold All Caps	Optical	+50	F5, F6, F7
	Helvetica Neue - Bold Upper & Lower Case	Optical	+20	A1, B1, C1, D1, D2, D3, F1, F4, H2, J1, J2, J3, W1, W2, W3
T2	Helvetica Neue - Light All-Caps & Numerals	Optical	+50	A1, B1, B2, C1, M1, M2, M3, N1
	Helvetica Neue - Light Upper & Lower Case	Optical	+20	D1, D2, D3, J1, J2, J3 W2
T3	Helvetica Neue - Thin Upper & Lower Case	Optical	+20	D1, D2, D3, F1, H2, J1, J2, J3
T4	Helvetica - Regular For Paper Inserts Only	Optical	+0	B1, B2

T1 - HELVETICA NEUE - Bold

ABCDEFGHIJKLMNOPQRSTUVWXYZ
abcdefghijklmnopqrstuvwxyz 1234567890

T1 - All caps +50 Letter Spacing

ROCKEFELLER

T1 - Upper & Lower Case +20 Letter Spacing

Destination Name

T2 - HELVETICA NEUE - Light

ABCDEFGHIJKLMNOPQRSTUVWXYZ
abcdefghijklmnopqrstuvwxyz 1234567890

T2 - Tactile Letters & Numerals +50 Letter Spacing

LOCKER ROOM 123

T2 - Upper & Lower Case +20 Letter Spacing

Amenity made possible

T3 - HELVETICA NEUE - Thin

ABCDEFGHIJKLMNOPQRSTUVWXYZ
abcdefghijklmnopqrstuvwxyz 1234567890

T3 - Upper & Lower Case +20 Letter Spacing

Donor M. Lastname

T4 - HELVETICA - Regular

ABCDEFGHIJKLMNOPQRSTUVWXYZ
abcdefghijklmnopqrstuvwxyz 1234567890

T4 - Upper & Lower Case +0 Letter Spacing

Faculty Person Name

TWO TWELVE

902 BROADWAY
FLOOR 20
NEW YORK, NY
10010/6002

212/254/6670 T

THIS DOCUMENT AND THE ENTIRETY OF ITS CONTENTS ARE THE PROPERTY OF 212/HARAKAWA INC.

NO PART OF THIS DOCUMENT SHALL BE DUPLICATED, DISSEMINATED, DISTRIBUTED OR USED FOR ANY PURPOSE WITHOUT EXPRESS WRITTEN PERMISSION.

DO NOT USE FOR FINAL CONSTRUCTION.

SIGN FABRICATOR TO VERIFY AND BE RESPONSIBLE FOR ALL DIMENSIONS AND WORK CONDITIONS AND INFORM THIS OFFICE OF VARIATIONS PRIOR TO PERFORMING WORK. WRITTEN DIMENSIONS GOVERN OVER SCALED DIMENSIONS.

PROJECT

16_DEB_BER-062

SUNY Fredonia - RAC
West Addition Signage and Donor

ISSUE	DATE
1	100% Construction Intent 15 June 2016
2	For Bld 25 July 2016


DRAWING TITLE

Typography


DRAWING NO.

CID.02


SYMBOLS & FINISHES




Women Accessible




Men Accessible



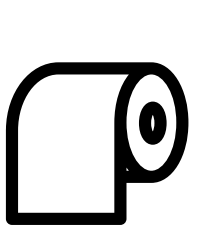
Women




Men




Accessible




All-Gender



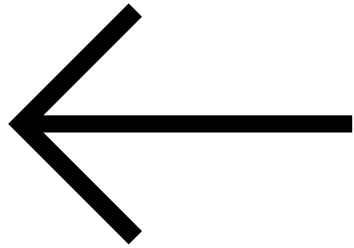
Fire Stair



Stair



Arrow 1
(rotate as required)



Arrow 2
(rotate as required)

COLOR / FINISH SCHEDULE

All manufacturer's numbers listed in the Finish Schedule are for color matching purposes only. Signage Contractor is responsible for matching scheduled colors in the appropriate sign coating product used for each sign type substrate and graphic application method.

All exterior painted finishes and silkscreen graphics to have satin finish anti-graffiti / UV clear-coat overall.

CODE	REF	FINISH	COLOR TO MATCH
F1		Frosted Acrylic	Clear Acrylic panel with frosted face and backpaint color as specified
F2		Paint / Ink	PPG Black Magic (PPG 1001-7)
F3		Solid Paint	PPG Dover Gray (PPG 1001-5)
F4		Solid Paint	PPG Commercial White (PPG 1025-1)
F5		Solid Paint	Kawneer Permafluor UC109846 (Black)
F6		Clear Acrylic	Non-Glare (P99) Acrylic
F7		Aluminum	Etched aluminum graphic with matte finish clear coat protection
F8		Faux "Blackened Steel"	Appearance and texture of blackened steel with matte finish clear coat protection
F9		Tinted Stainless Steel	Satin finish clear coat with 70% black tint over #4 vertical finish face and sandblasted returns
F10		Paper	Mohawk Options 100% PC Cool White Smooth 80 Text
F11		Laserjet Print	Black
F12	n/a	Digital Print	Full color, high resolution direct-to-surface digital printing



F8 Reference Image
Faux "Blackened Steel"
with etched graphics



F9 Reference Image
Tinted Stainless Steel

TWO TWELVE

902 BROADWAY
FLOOR 20
NEW YORK, NY
10010/6002

212/254/6670 T

THIS DOCUMENT AND THE ENTIRETY OF ITS CONTENTS ARE THE PROPERTY OF 212/HARAKAWA INC.

NO PART OF THIS DOCUMENT SHALL BE DUPLICATED, DISSEMINATED, DISTRIBUTED OR USED FOR ANY PURPOSE WITHOUT EXPRESS WRITTEN PERMISSION.

DO NOT USE FOR FINAL CONSTRUCTION.

SIGN FABRICATOR TO VERIFY AND BE RESPONSIBLE FOR ALL DIMENSIONS AND WORK CONDITIONS AND INFORM THIS OFFICE OF VARIATIONS PRIOR TO PERFORMING WORK. WRITTEN DIMENSIONS GOVERN OVER SCALED DIMENSIONS.

PROJECT

16_DEB_BER-062

SUNY Fredonia - RAC
West Addition Signage and Donor

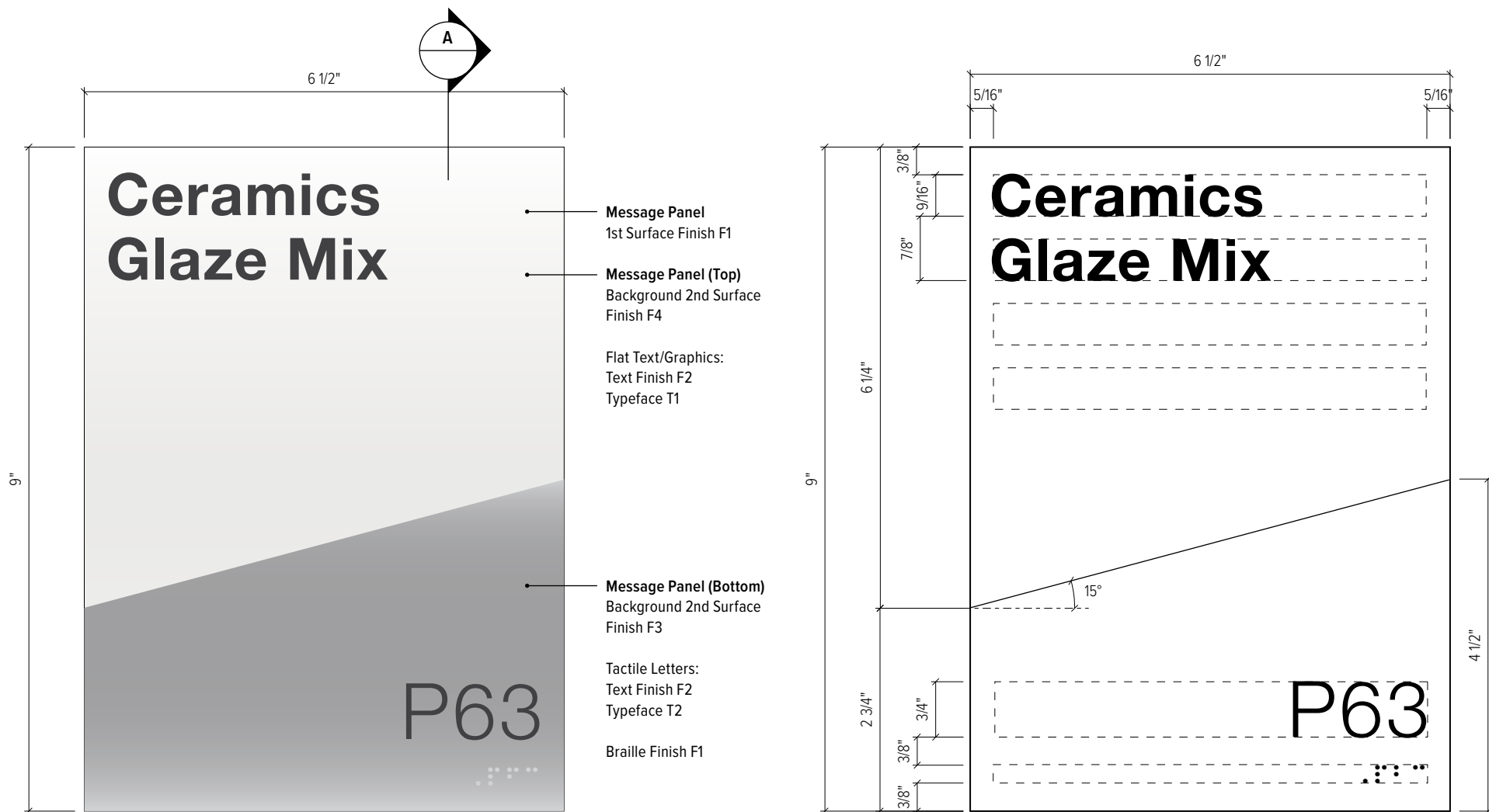
ISSUE	DATE
1	100% Construction Intent 15 June 2016
2	For Bld 25 July 2016

DRAWING TITLE

Symbols and
Finishes

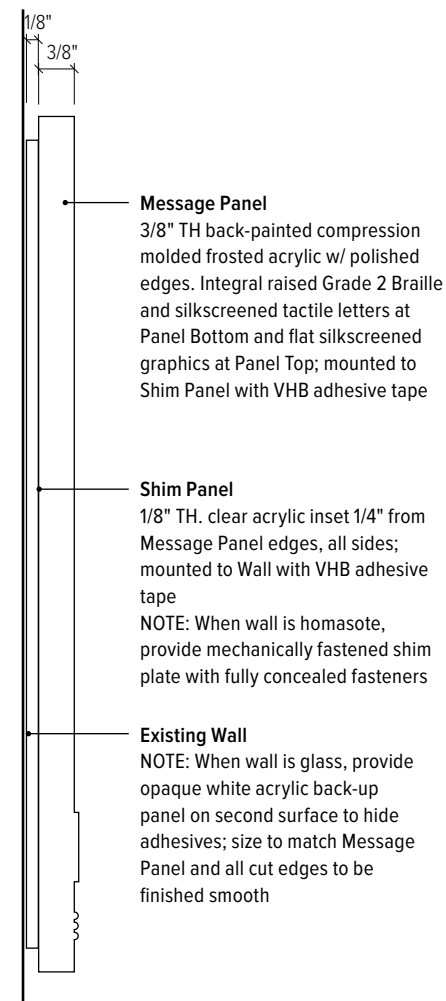
DRAWING NO.

CID.03

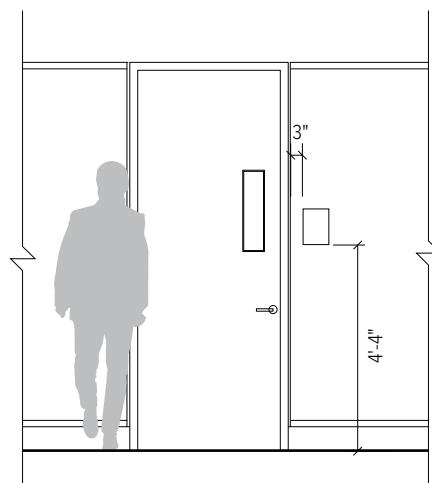


1 Graphic Layout
6" = 1'-0"

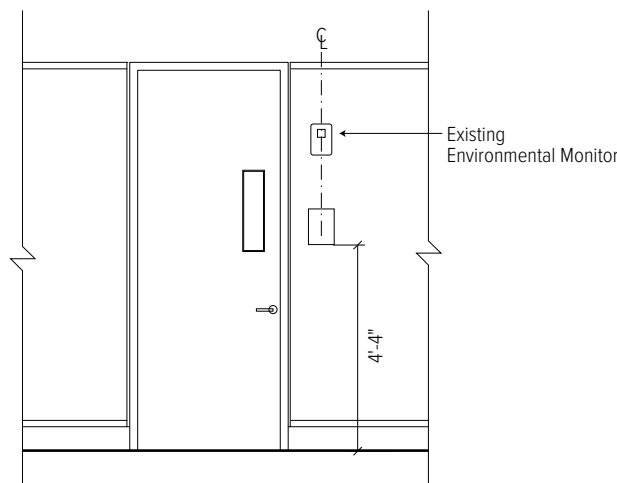
2 Elevation
6" = 1'-0"



A Section Detail
6" = 1'-0"



3 Typical Installation Elevation - Sign Type A1
1/4" = 1'-0"



4 Installation Elevation at Equipment / Fixtures
1/4" = 1'-0"

TWO TWELVE

902 BROADWAY
FLOOR 20
NEW YORK, NY
10010/6002

212/254/6670 T

THIS DOCUMENT AND THE ENTIRETY
OF ITS CONTENTS ARE THE PROPERTY OF
212/HARAKAWA INC.

NO PART OF THIS DOCUMENT SHALL
BE DUPLICATED, DISSEMINATED,
DISTRIBUTED OR USED FOR ANY PURPOSE
WITHOUT EXPRESS WRITTEN PERMISSION.

DO NOT USE FOR FINAL CONSTRUCTION.

SIGN FABRICATOR TO VERIFY AND BE
RESPONSIBLE FOR ALL DIMENSIONS AND
WORK CONDITIONS AND INFORM THIS
OFFICE OF VARIATIONS PRIOR TO
PERFORMING WORK. WRITTEN
DIMENSIONS GOVERN OVER SCALED
DIMENSIONS.

PROJECT

16_DEB_BER-062

SUNY Fredonia - RAC
West Addition Signage and Donor

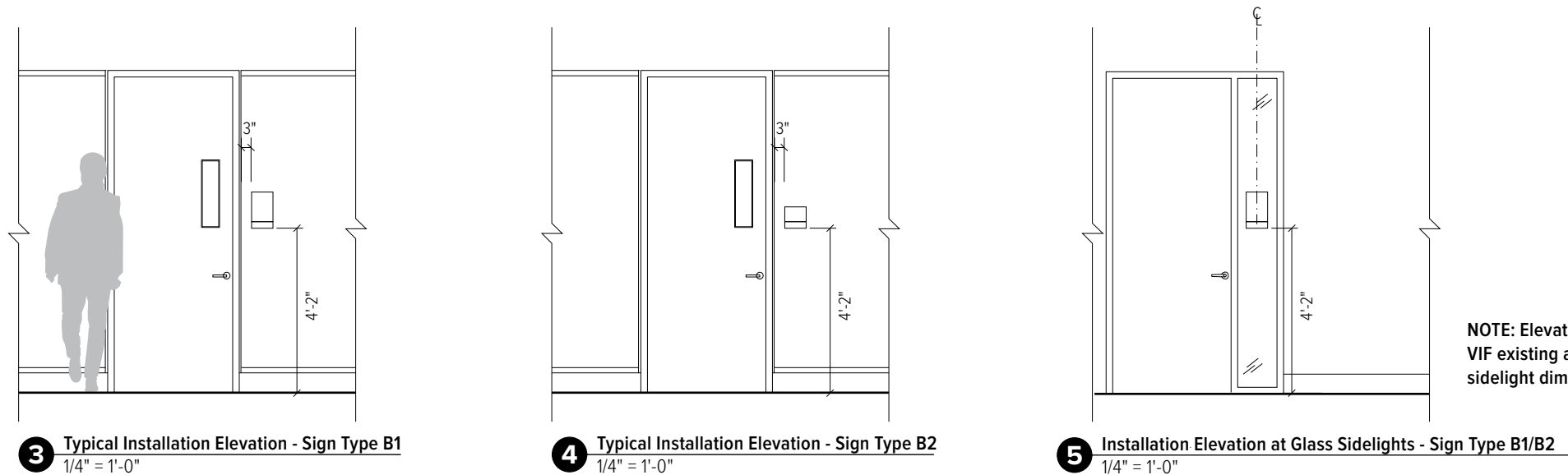
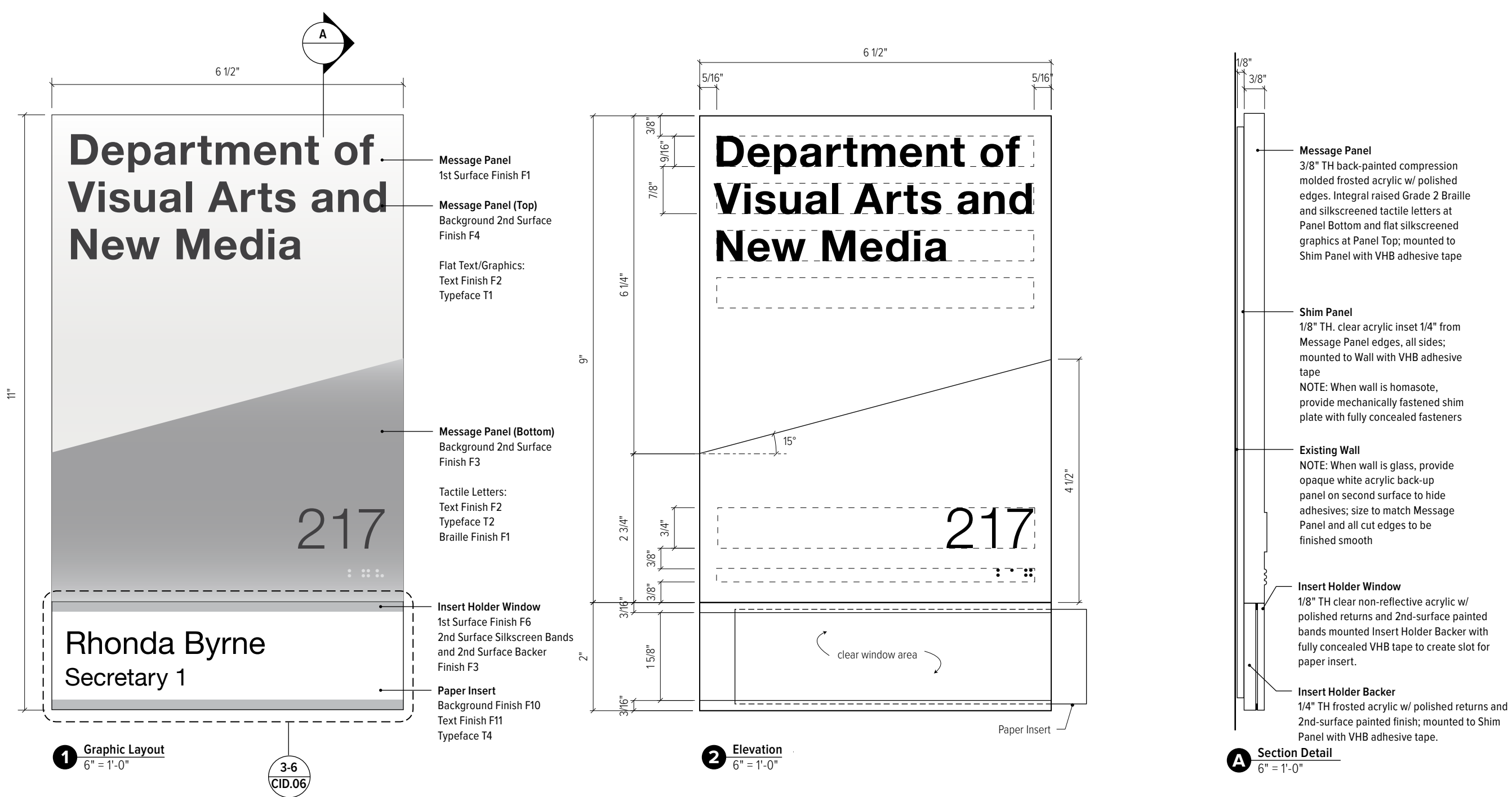
ISSUE	DATE
1	100% Construction Intent 15 June 2016
2	For Bld 25 July 2016

DRAWING TITLE

Sign Type A1
Public Room
Identification

DRAWING NO.

CID.04



TWO TWELVE

902 BROADWAY
FLOOR 20
NEW YORK, NY
10010/6002

212/254/6670 T

THIS DOCUMENT AND THE ENTIRETY
OF ITS CONTENTS ARE THE PROPERTY OF
212/HARAKAWA INC.

NO PART OF THIS DOCUMENT SHALL
BE DUPLICATED, DISSEMINATED,
DISTRIBUTED OR USED FOR ANY PURPOSE
WITHOUT EXPRESS WRITTEN PERMISSION.

DO NOT USE FOR FINAL CONSTRUCTION.

SIGN FABRICATOR TO VERIFY AND BE
RESPONSIBLE FOR ALL DIMENSIONS AND
WORK CONDITIONS AND INFORM THIS
OFFICE OF VARIATIONS PRIOR TO
PERFORMING WORK. WRITTEN
DIMENSIONS GOVERN OVER SCALED
DIMENSIONS.

PROJECT

16_DEB_BER-062

SUNY Fredonia - RAC
West Addition Signage and Donor

ISSUE DATE

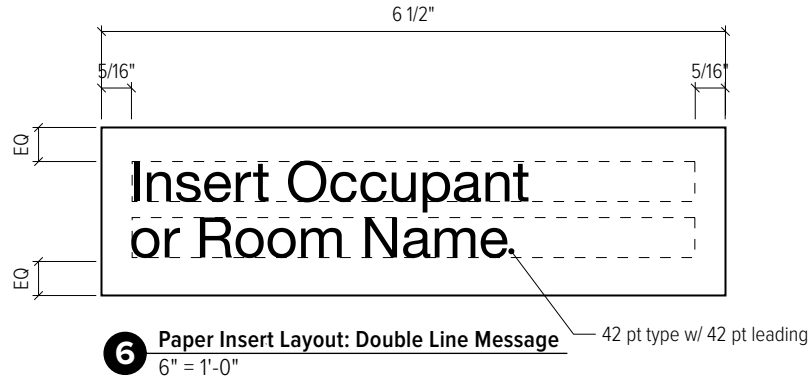
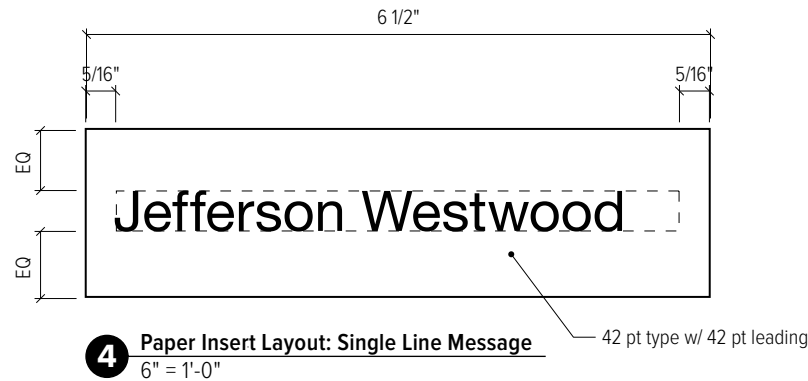
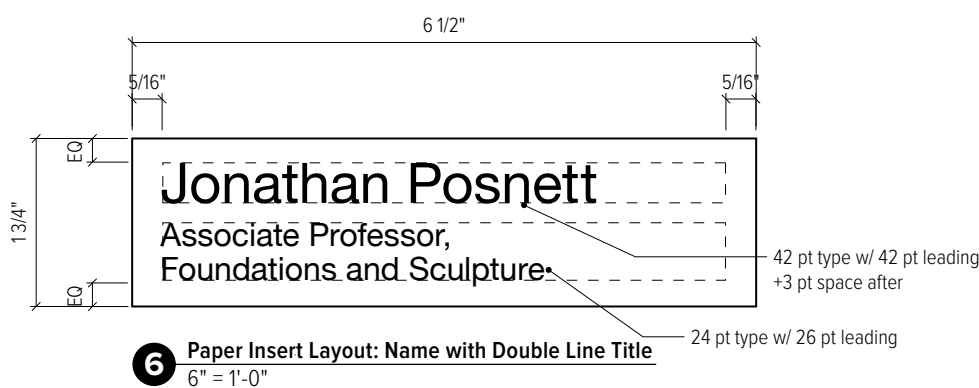
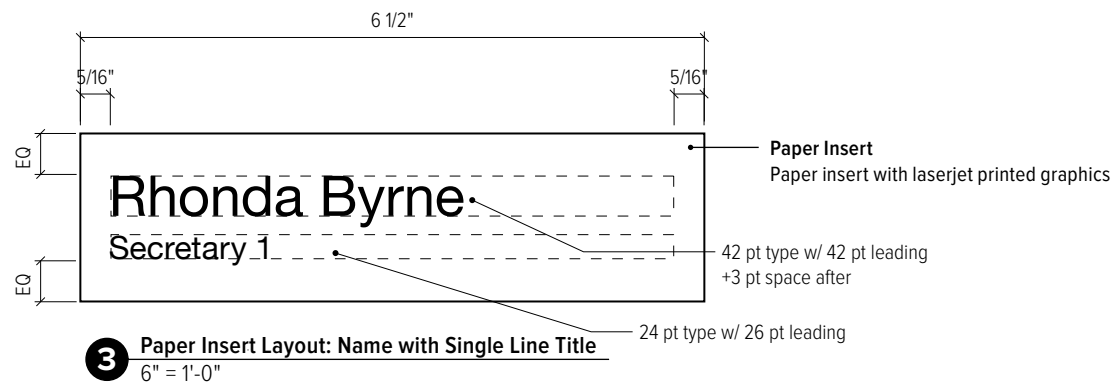
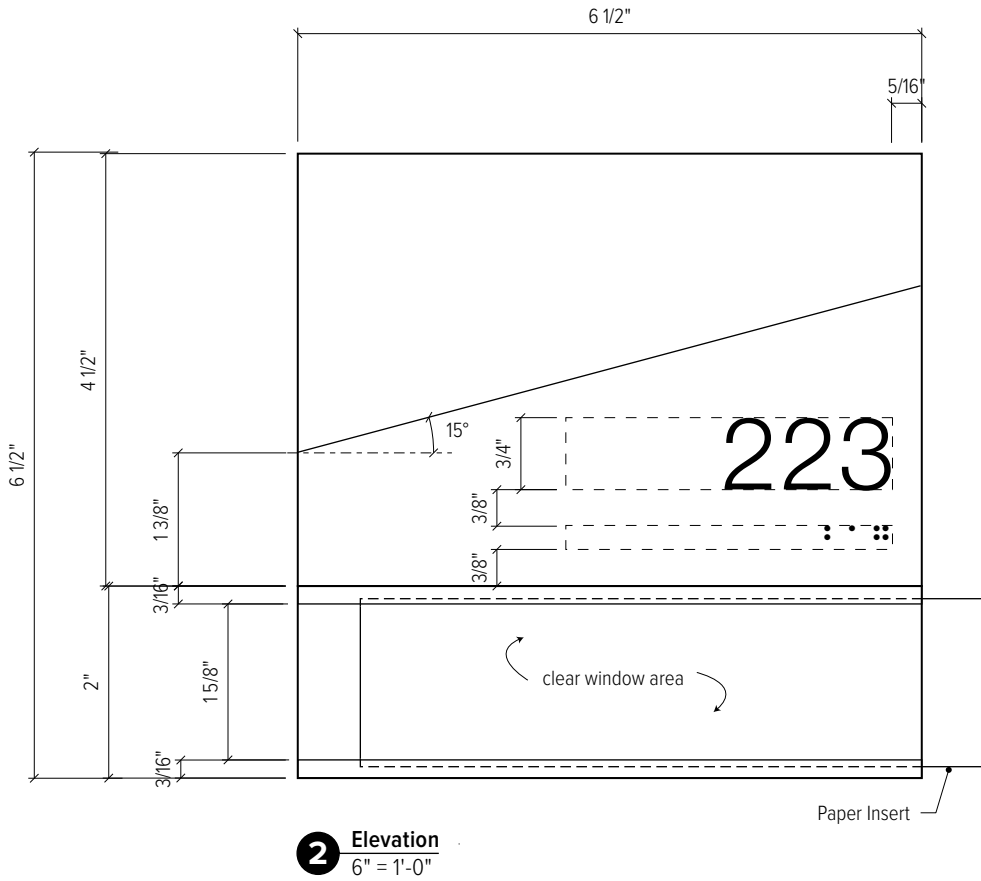
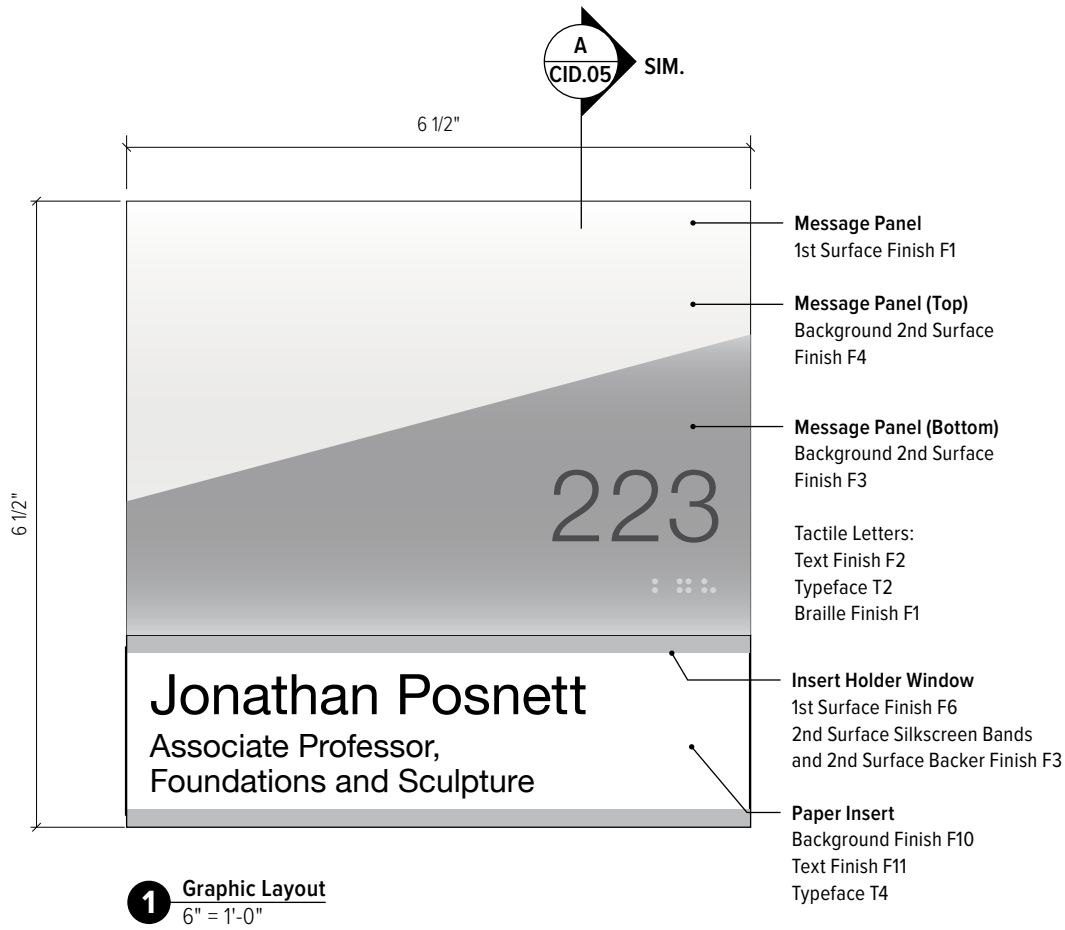
1	100% Construction Intent 15 June 2016
2	For Bld 25 July 2016

DRAWING TITLE

Sign Type B1
Office ID with Perm.
Designation

DRAWING NO.

CID.05



NOTE

Signage Contractor is responsible for furnishing one (1) complete set of printed paper inserts as part of scope of work. Client to provide insert copy prior to final fabrication.

Signage Contractor to provide electronic template files, in the format requested by the Client, for future in-house production.

TWO TWELVE

902 BROADWAY
FLOOR 20
NEW YORK, NY
10010/6002

212/254/6670 T

THIS DOCUMENT AND THE ENTIRETY
OF ITS CONTENTS ARE THE PROPERTY OF
212/HARAKAWA INC.

NO PART OF THIS DOCUMENT SHALL
BE DUPLICATED, DISSEMINATED,
DISTRIBUTED OR USED FOR ANY PURPOSE
WITHOUT EXPRESS WRITTEN PERMISSION.

DO NOT USE FOR FINAL CONSTRUCTION.

SIGN FABRICATOR TO VERIFY AND BE
RESPONSIBLE FOR ALL DIMENSIONS AND
WORK CONDITIONS AND INFORM THIS
OFFICE OF VARIATIONS PRIOR TO
PERFORMING WORK. WRITTEN
DIMENSIONS GOVERN OVER SCALED
DIMENSIONS.

PROJECT

16_DEB_BER-062

SUNY Fredonia - RAC
West Addition Signage and Donor

ISSUE DATE

1 100% Construction Intent
15 June 2016

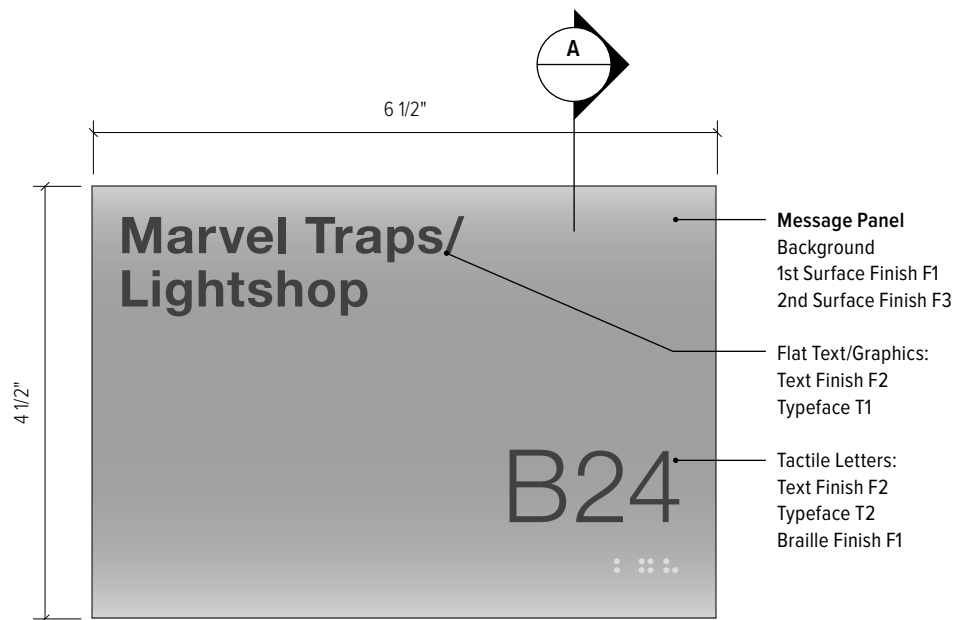
2 For Bld
25 July 2016

DRAWING TITLE

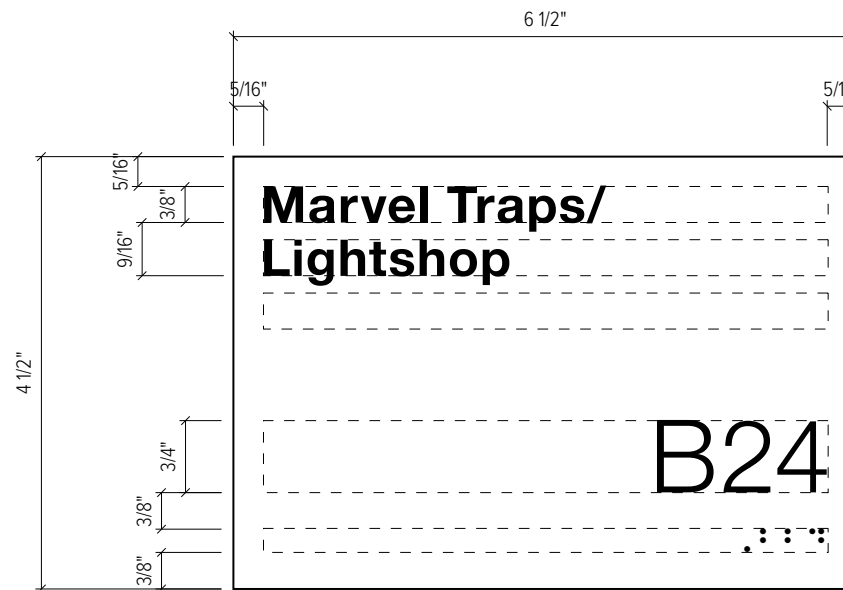
Sign Type B2
Office ID

DRAWING NO.

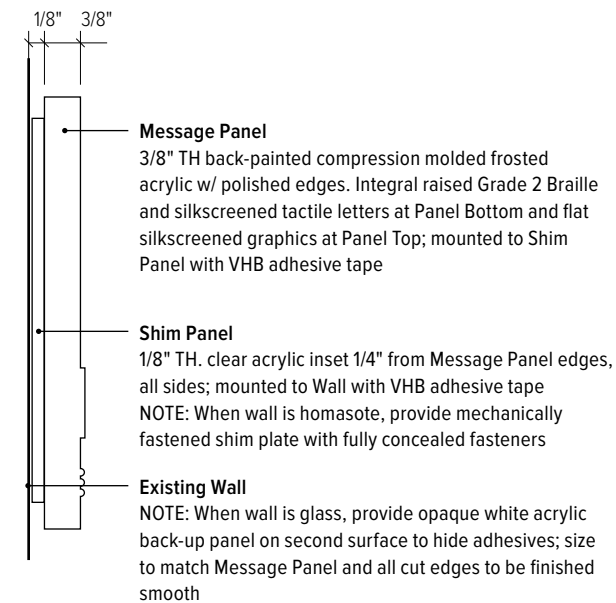
CID.06



1 Graphic Layout
6" = 1'-0"



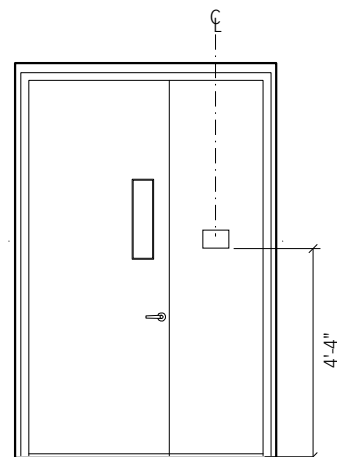
2 Elevation
6" = 1'-0"



A Section Detail
6" = 1'-0"



3 Typical Installation Elevation - Sign Type C1
1/4" = 1'-0"



4 Alternate Installation Elevation - On Door Leaf
1/4" = 1'-0"

TWO TWELVE

902 BROADWAY
FLOOR 20
NEW YORK, NY
10010/6002

212/254/6670 T

THIS DOCUMENT AND THE ENTIRETY OF ITS CONTENTS ARE THE PROPERTY OF 212/HARAKAWA INC.

NO PART OF THIS DOCUMENT SHALL BE DUPLICATED, DISSEMINATED, DISTRIBUTED OR USED FOR ANY PURPOSE WITHOUT EXPRESS WRITTEN PERMISSION.

DO NOT USE FOR FINAL CONSTRUCTION.

SIGN FABRICATOR TO VERIFY AND BE RESPONSIBLE FOR ALL DIMENSIONS AND WORK CONDITIONS AND INFORM THIS OFFICE OF VARIATIONS PRIOR TO PERFORMING WORK. WRITTEN DIMENSIONS GOVERN OVER SCALED DIMENSIONS.

PROJECT

16_DEB_BER-062

SUNY Fredonia - RAC
West Addition Signage and Donor

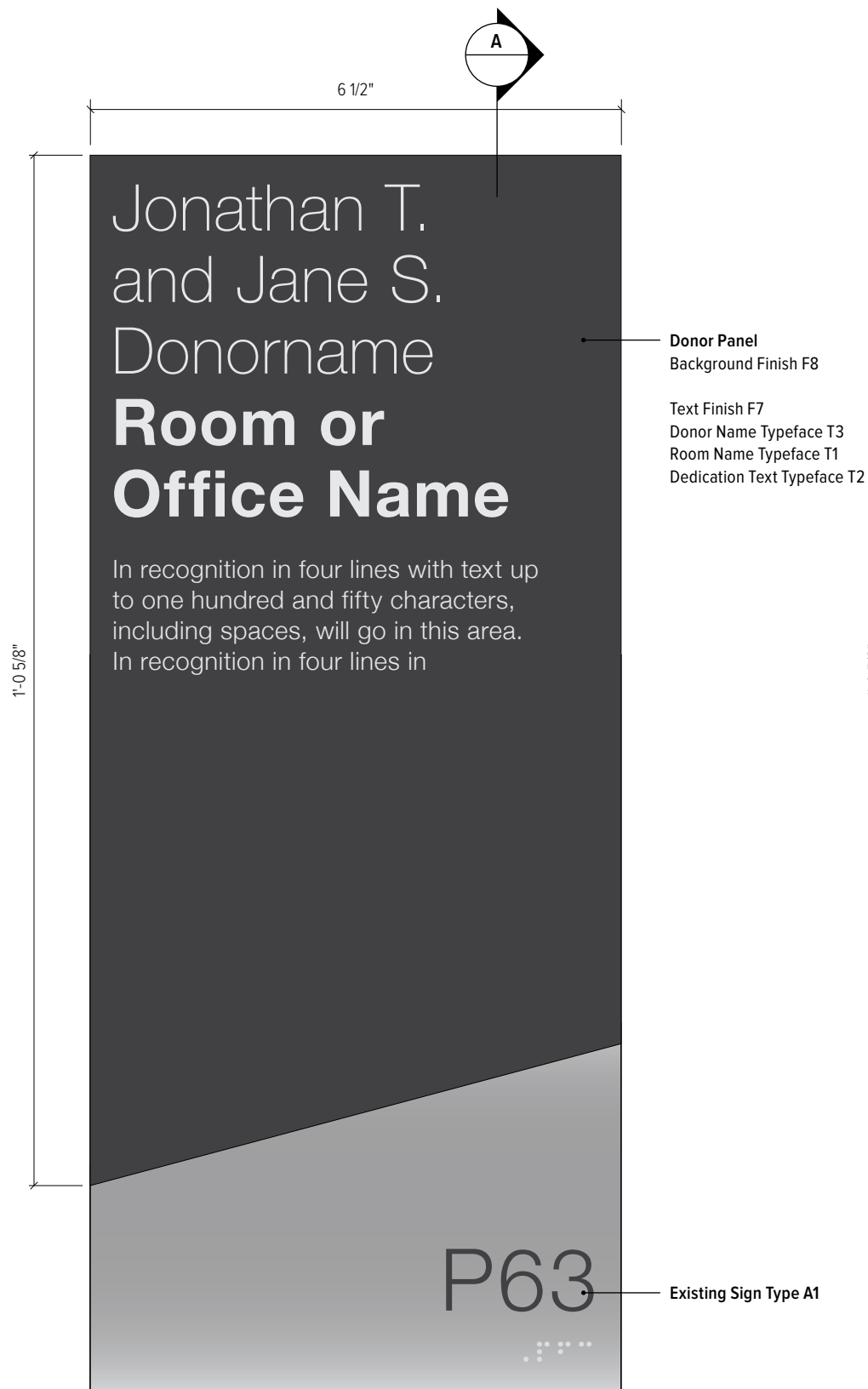
ISSUE	DATE
1	100% Construction Intent 15 June 2016
2	For Bld 25 July 2016

DRAWING TITLE

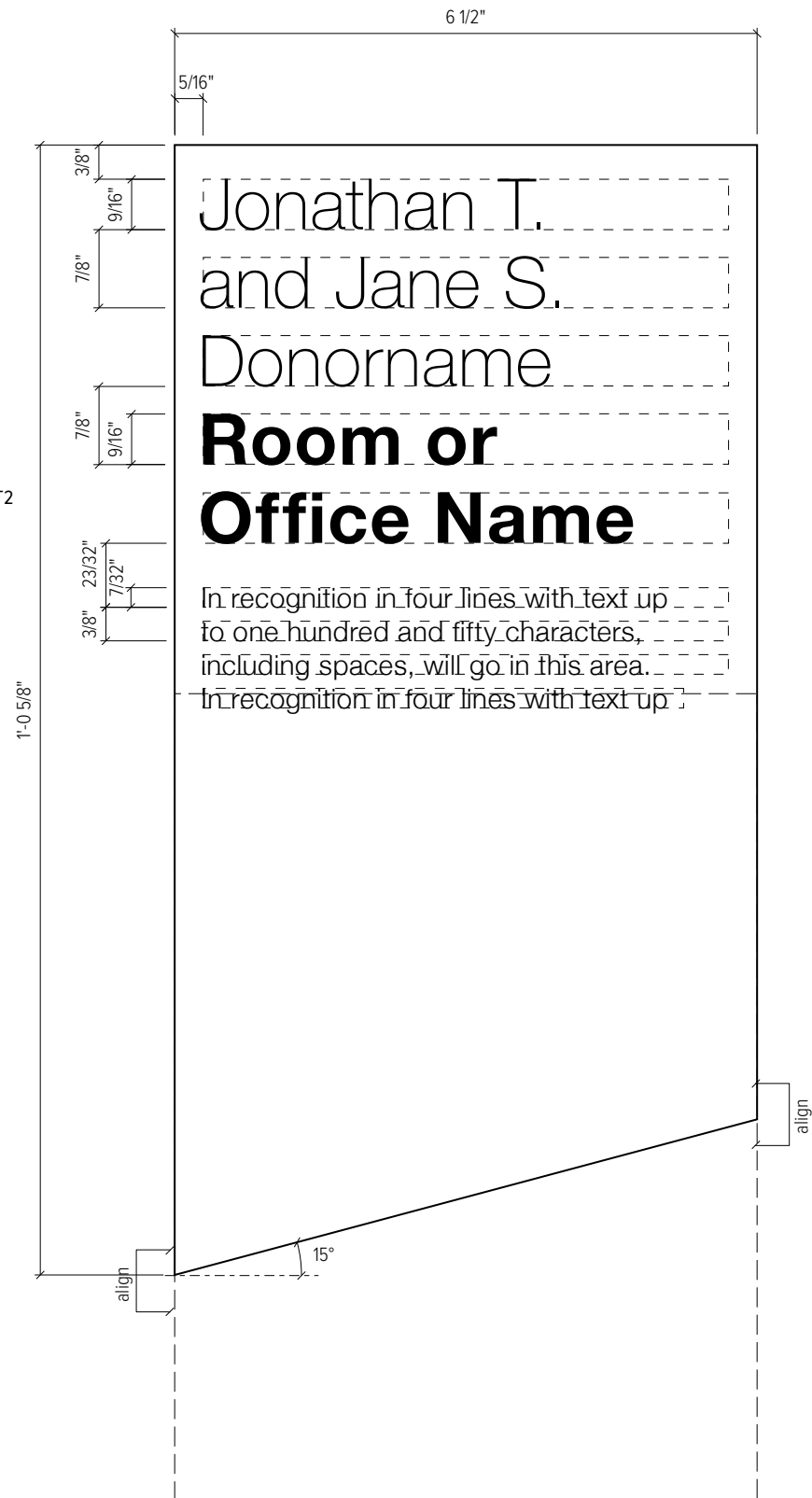
Sign Type C1
Non-Public Room
Identification

DRAWING NO.

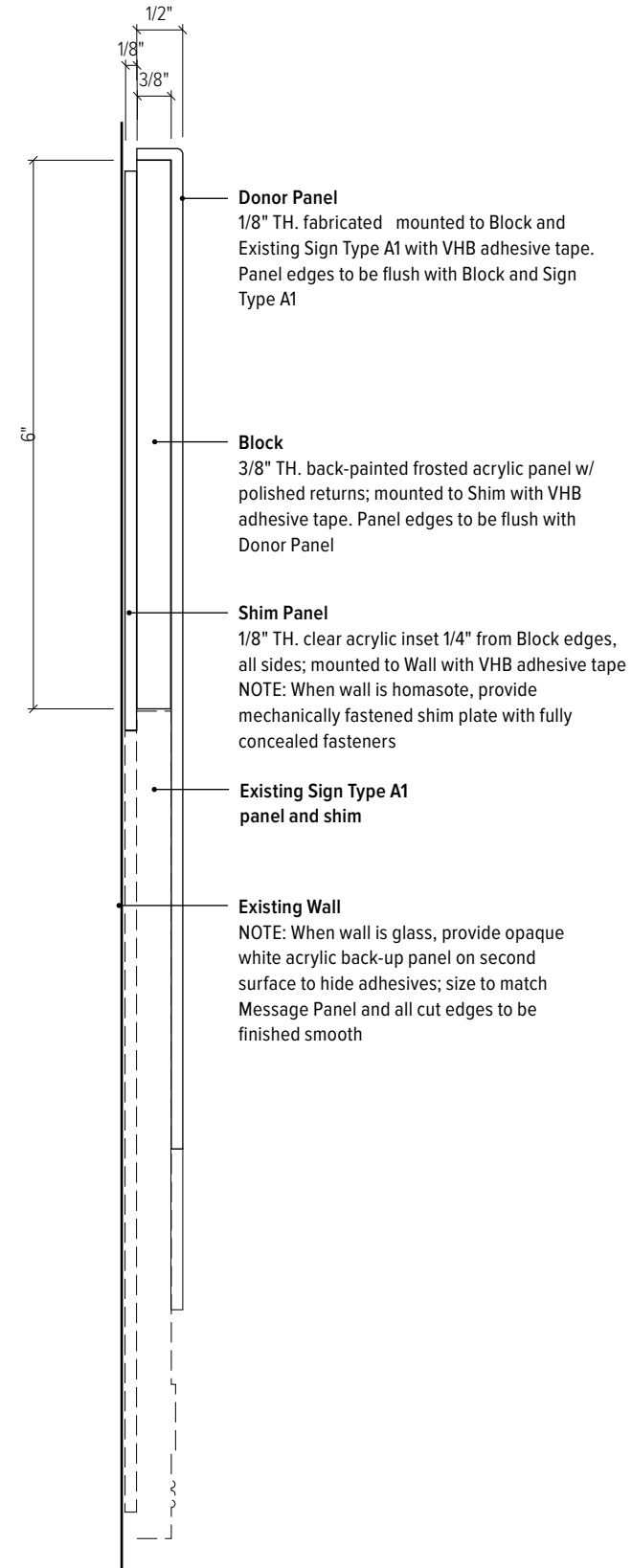
CID.07



1 Graphic Layout
6" = 1'-0"



2 Elevation
6" = 1'-0"



A Section Detail @ Sign Type A1
6" = 1'-0"

NOTE

Donor Panel is intended to be installed over room identification signs. Provide
thinnest VHB adhesive tape to ensure flush contact between panels.

TWO TWELVE

902 BROADWAY
FLOOR 20
NEW YORK, NY
10010/6002

212/254/6670 T

THIS DOCUMENT AND THE ENTIRETY
OF ITS CONTENTS ARE THE PROPERTY OF
212/HARAKAWA INC.

NO PART OF THIS DOCUMENT SHALL
BE DUPLICATED, DISSEMINATED,
DISTRIBUTED OR USED FOR ANY PURPOSE
WITHOUT EXPRESS WRITTEN PERMISSION.

DO NOT USE FOR FINAL CONSTRUCTION.

SIGN FABRICATOR TO VERIFY AND BE
RESPONSIBLE FOR ALL DIMENSIONS AND
WORK CONDITIONS AND INFORM THIS
OFFICE OF VARIATIONS PRIOR TO
PERFORMING WORK. WRITTEN
DIMENSIONS GOVERN OVER SCALED
DIMENSIONS.

PROJECT

16_DEB_BER-062

SUNY Fredonia - RAC
West Addition Signage and Donor

ISSUE **DATE**

1 100% Construction Intent
15 June 2016

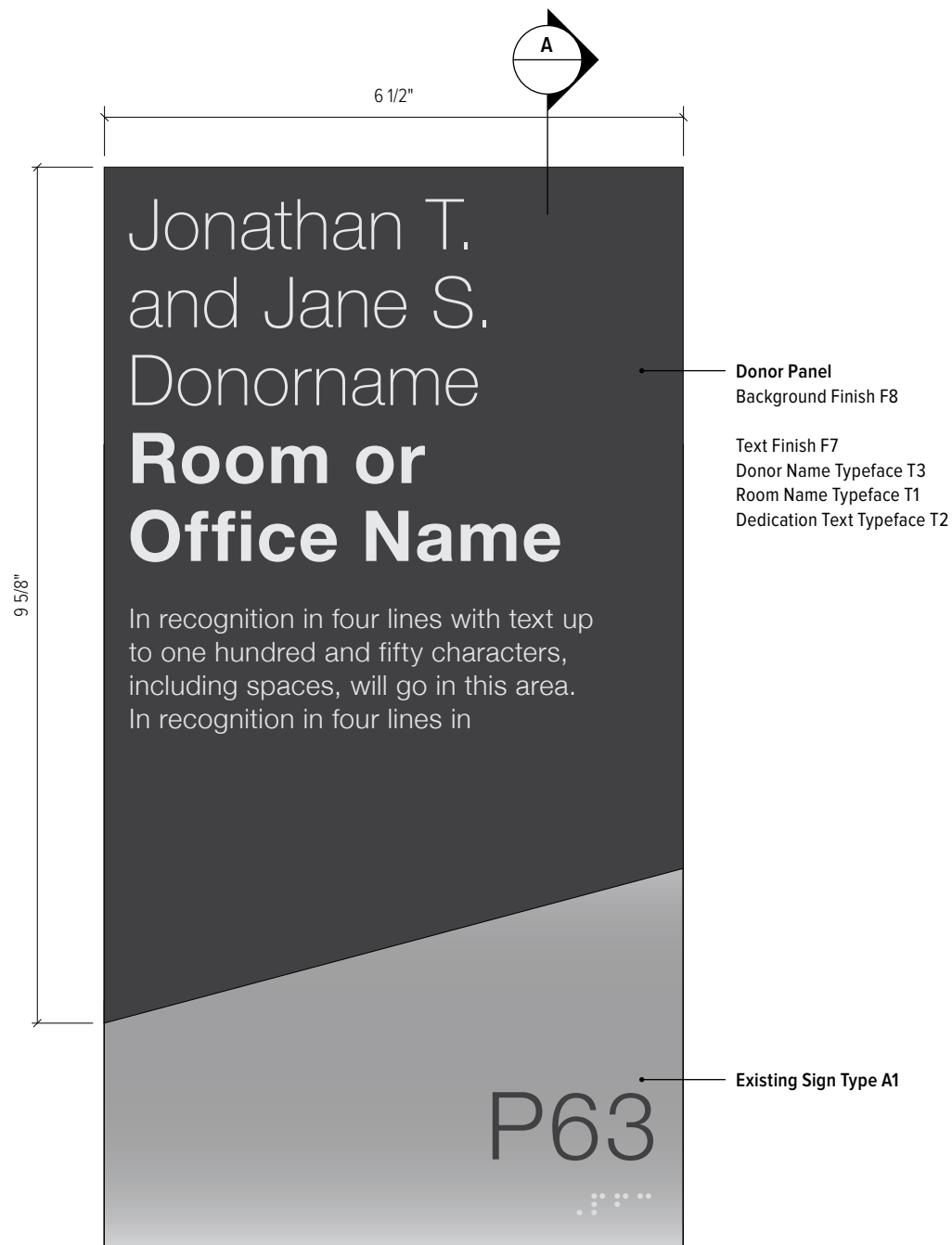
2 For Bld
25 July 2016

DRAWING TITLE

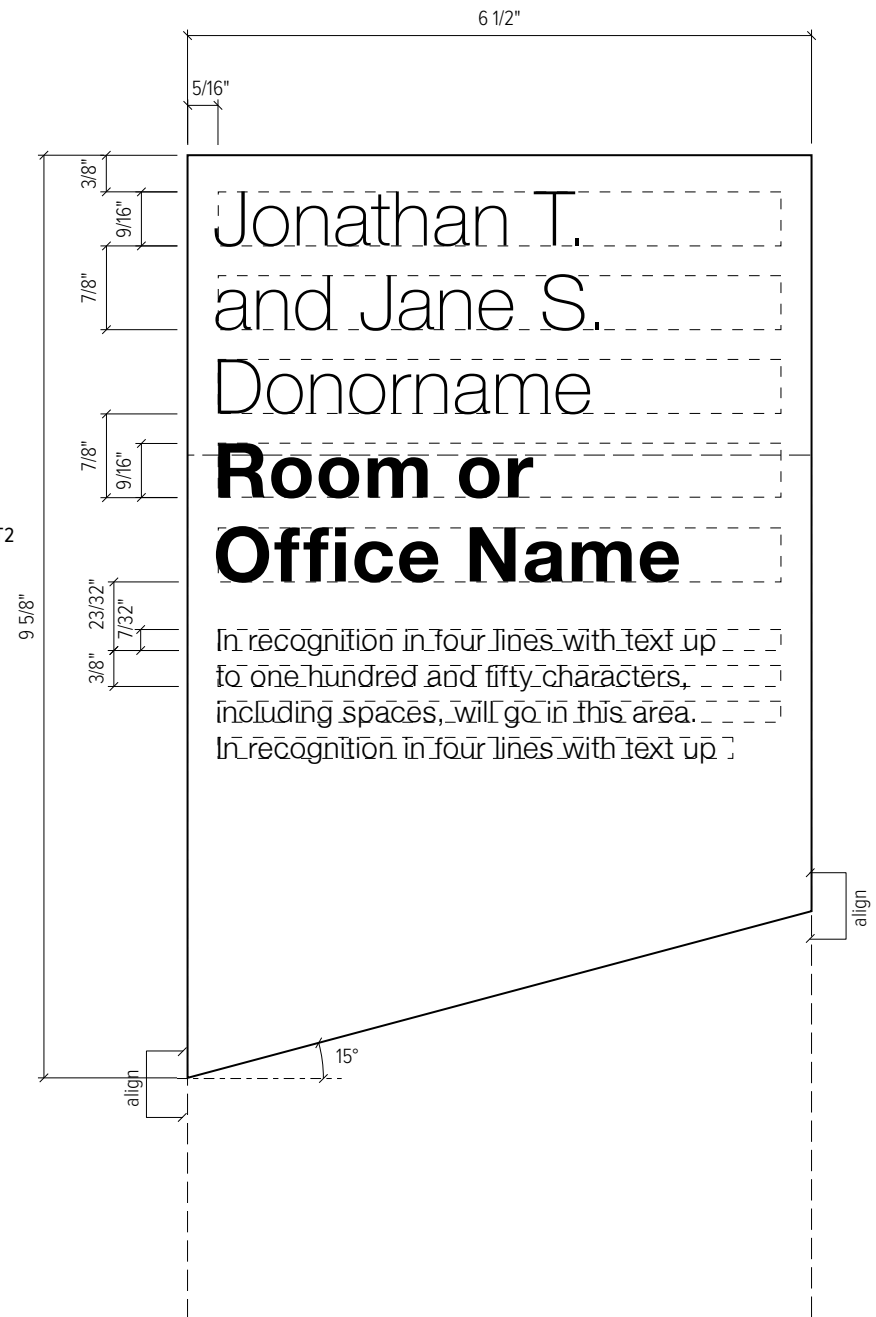
Sign Type D1
Tier 1 Donor ID
Room Plaque

DRAWING NO.

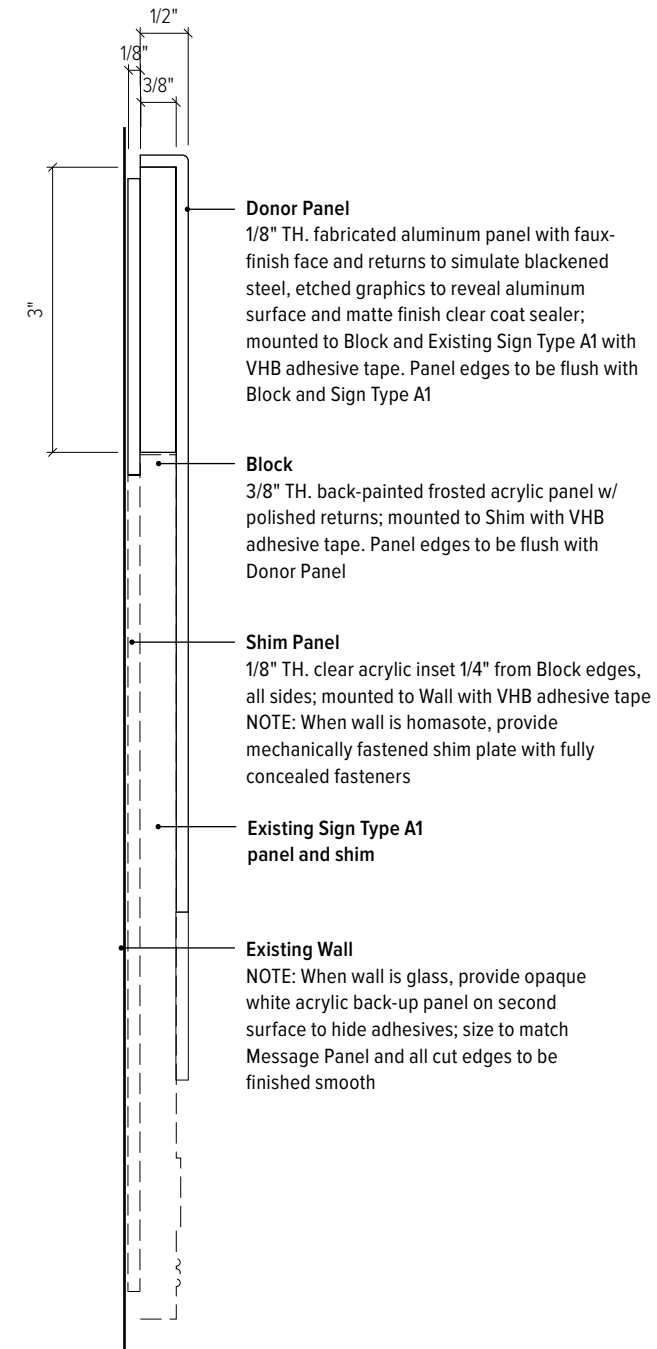
CID.08



1 Graphic Layout
6" = 1'-0"



2 Elevation
6" = 1'-0"



A Section Detail @ Sign Type A1
6" = 1'-0"

NOTE

Donor Panel is intended to be installed over room identification signs. Provide thinnest VHB adhesive tape to ensure flush contact between panels.

TWO TWELVE

902 BROADWAY
FLOOR 20
NEW YORK, NY
10010/6002

212/254/6670 T

THIS DOCUMENT AND THE ENTIRETY
OF ITS CONTENTS ARE THE PROPERTY OF
212/HARAKAWA INC.

NO PART OF THIS DOCUMENT SHALL
BE DUPLICATED, DISSEMINATED,
DISTRIBUTED OR USED FOR ANY PURPOSE
WITHOUT EXPRESS WRITTEN PERMISSION.

DO NOT USE FOR FINAL CONSTRUCTION.

SIGN FABRICATOR TO VERIFY AND BE
RESPONSIBLE FOR ALL DIMENSIONS AND
WORK CONDITIONS AND INFORM THIS
OFFICE OF VARIATIONS PRIOR TO
PERFORMING WORK. WRITTEN
DIMENSIONS GOVERN OVER SCALED
DIMENSIONS.

PROJECT

16_DEB_BER-062

SUNY Fredonia - RAC
West Addition Signage and Donor

ISSUE DATE

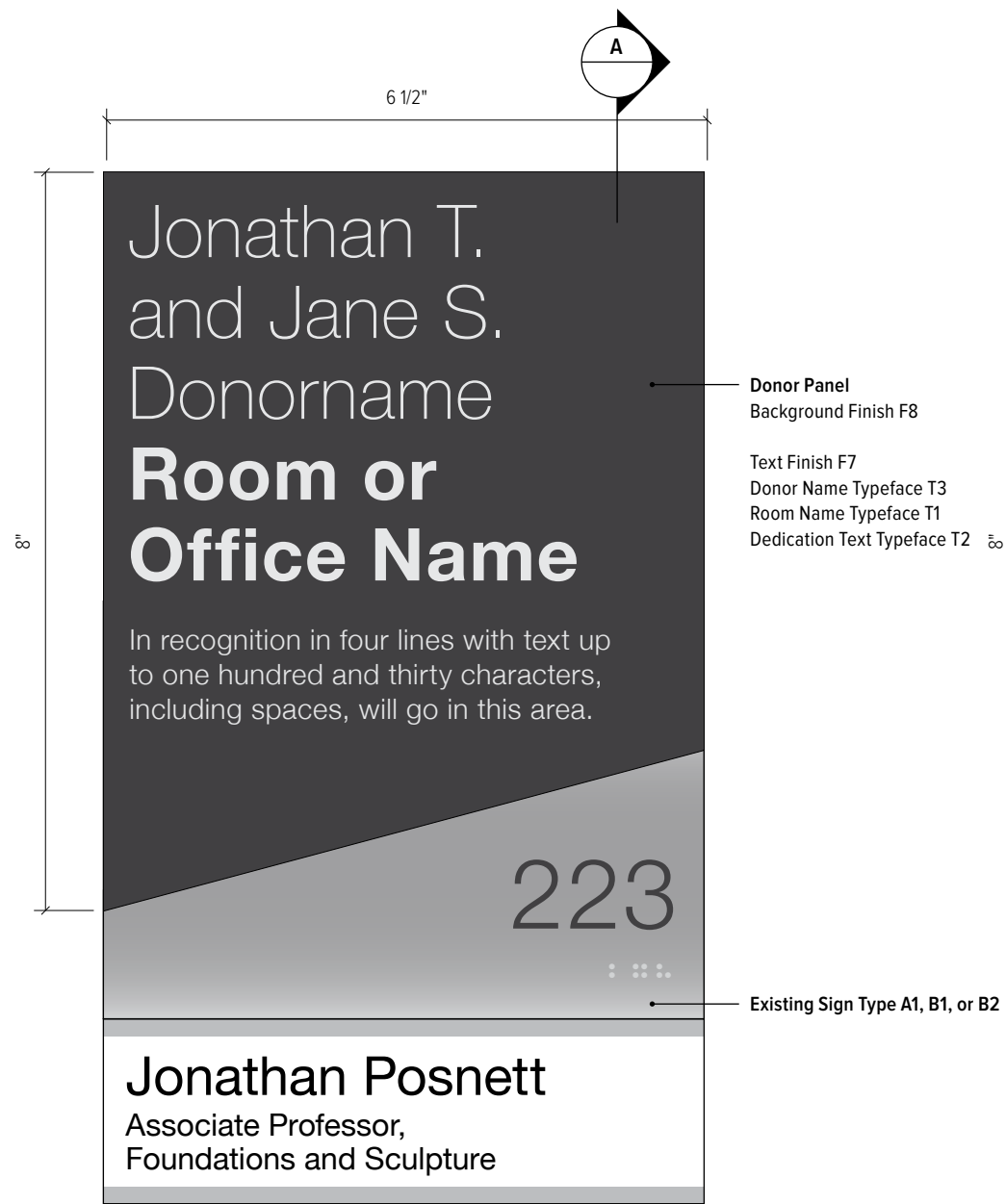
1	100% Construction Intent 15 June 2016
2	For Bld 25 July 2016

DRAWING TITLE

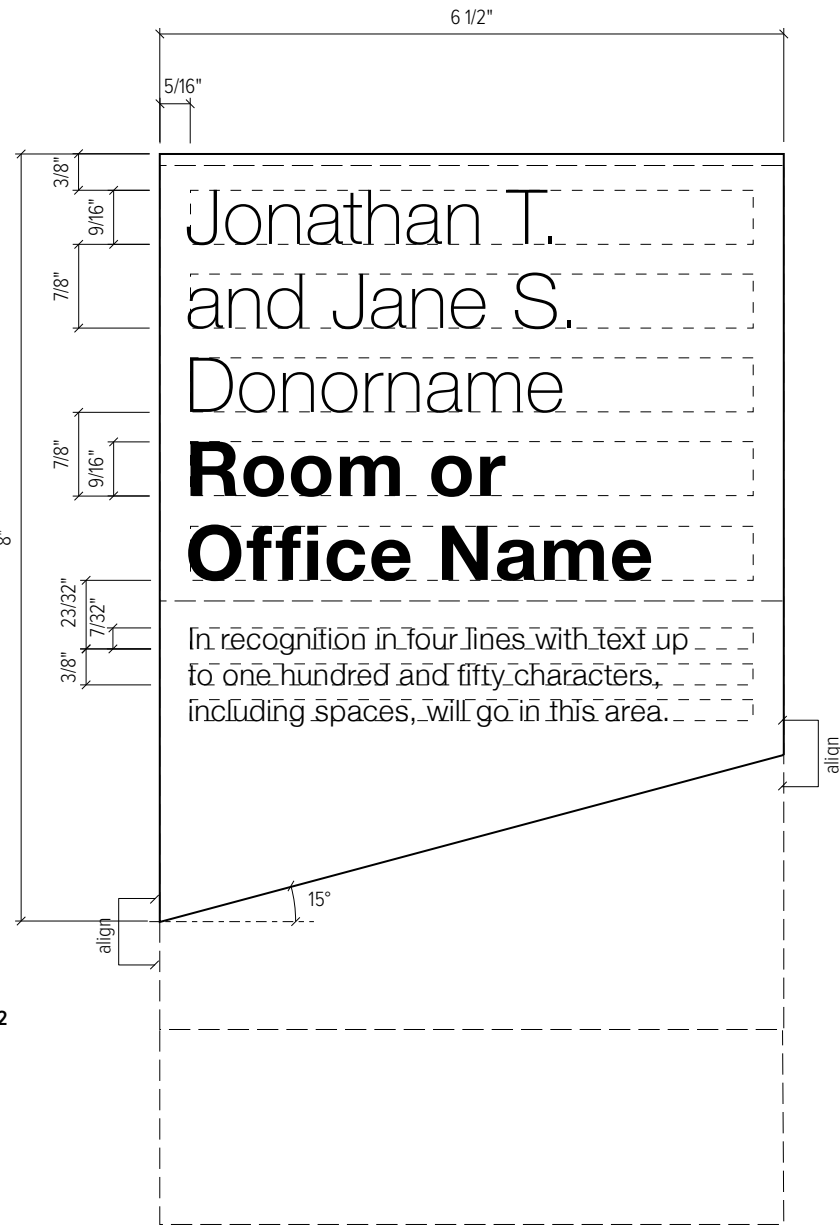
Sign Type D2
Tier 2 Donor ID
Room Plaque

DRAWING NO.


CID.09



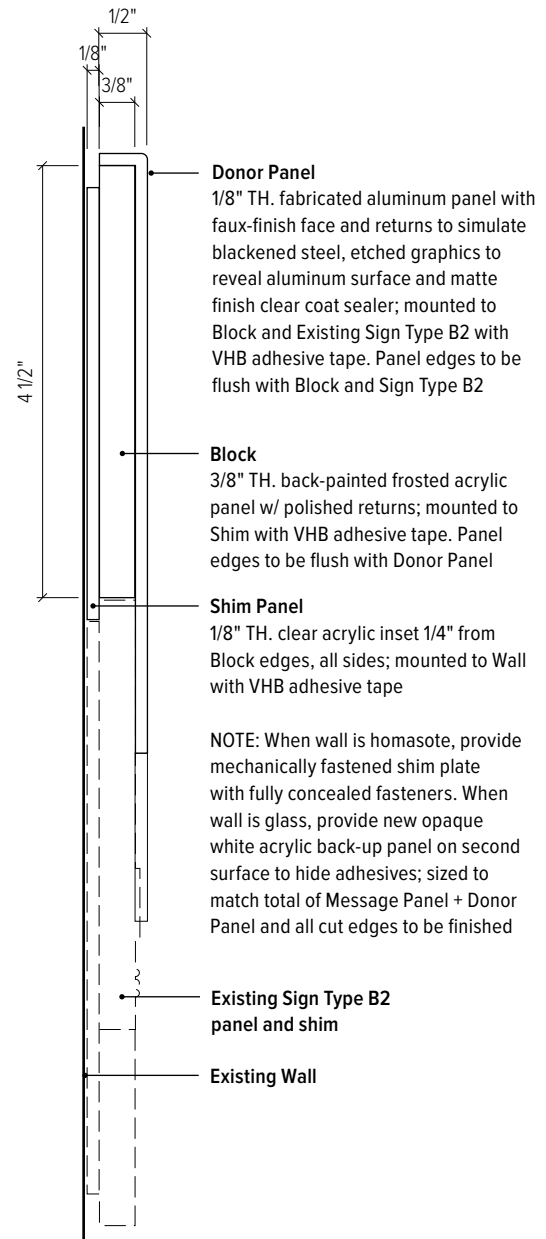
1 Graphic Layout
6" = 1'-0"



2 Elevation
6" = 1'-0"



A Section Detail @ Sign Type A1 and B1
6" = 1'-0"



B Section Detail @ Sign Type B2
6" = 1'-0"

NOTE

Donor Panel is intended to be installed over room identification signs. Provide
thinnest VHB adhesive tape to ensure flush contact between panels.

TWO TWELVE

902 BROADWAY
FLOOR 20
NEW YORK, NY
10010/6002

212/254/6670 T

THIS DOCUMENT AND THE ENTIRETY
OF ITS CONTENTS ARE THE PROPERTY OF
212/HARAKAWA INC.

NO PART OF THIS DOCUMENT SHALL
BE DUPLICATED, DISSEMINATED,
DISTRIBUTED OR USED FOR ANY PURPOSE
WITHOUT EXPRESS WRITTEN PERMISSION.

DO NOT USE FOR FINAL CONSTRUCTION.

SIGN FABRICATOR TO VERIFY AND BE
RESPONSIBLE FOR ALL DIMENSIONS AND
WORK CONDITIONS AND INFORM THIS
OFFICE OF VARIATIONS PRIOR TO
PERFORMING WORK. WRITTEN
DIMENSIONS GOVERN OVER SCALED
DIMENSIONS.

PROJECT

16_DEB_BER-062

SUNY Fredonia - RAC
West Addition Signage and Donor

ISSUE DATE

1	100% Construction Intent 15 June 2016
2	For Bld 25 July 2016

DRAWING TITLE

Sign Type D3
Tier 3 Donor ID
Room Plaque

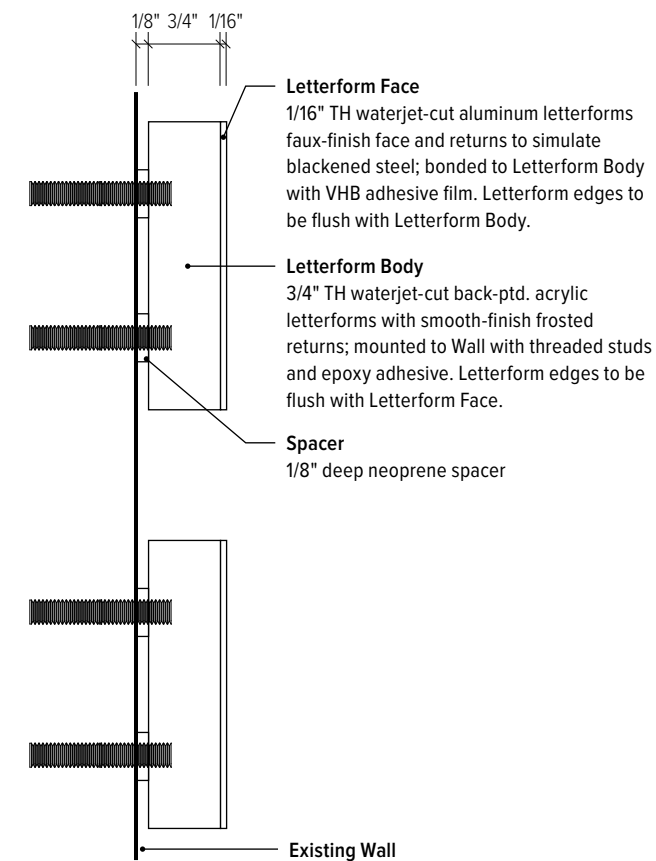
DRAWING NO.

CID.10

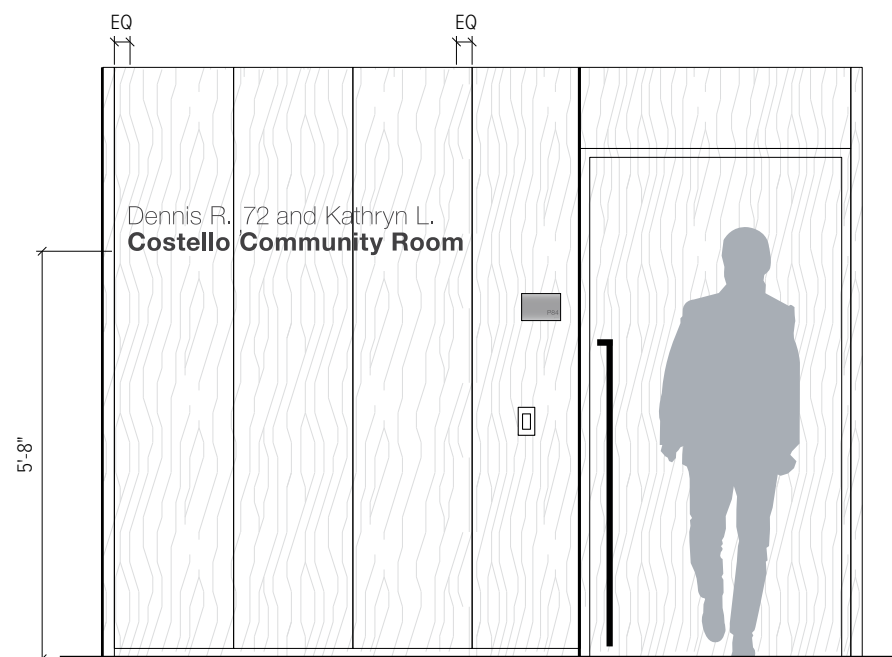


1 Graphic Layout / Elevation
6" = 1'-0"

Dimensional Letterforms
Face Finish F8
Body Finish F1
Donor Name Typeface T3
Room Name Typeface T1



A Section Detail
6" = 1'-0"



2 Installation Elevation @ Multipurpose Room
3/8" = 1'-0"

NOTE: Center on wall. VIF and adjust
letterspacing as required to avoid panel seams



3 Installation Elevation @ Dance Studio 1
3/8" = 1'-0"

TWO TWELVE

902 BROADWAY
FLOOR 20
NEW YORK, NY
10010/6002

212/254/6670 T

THIS DOCUMENT AND THE ENTIRETY
OF ITS CONTENTS ARE THE PROPERTY OF
212/HARAKAWA INC.

NO PART OF THIS DOCUMENT SHALL
BE DUPLICATED, DISSEMINATED,
DISTRIBUTED OR USED FOR ANY PURPOSE
WITHOUT EXPRESS WRITTEN PERMISSION.

DO NOT USE FOR FINAL CONSTRUCTION.

SIGN FABRICATOR TO VERIFY AND BE
RESPONSIBLE FOR ALL DIMENSIONS AND
WORK CONDITIONS AND INFORM THIS
OFFICE OF VARIATIONS PRIOR TO
PERFORMING WORK. WRITTEN
DIMENSIONS GOVERN OVER SCALED
DIMENSIONS.

PROJECT

16_DEB_BER-062

SUNY Fredonia - RAC
West Addition Signage and Donor

ISSUE DATE

1 100% Construction Intent
15 June 2016

2 For Bld
25 July 2016

DRAWING TITLE

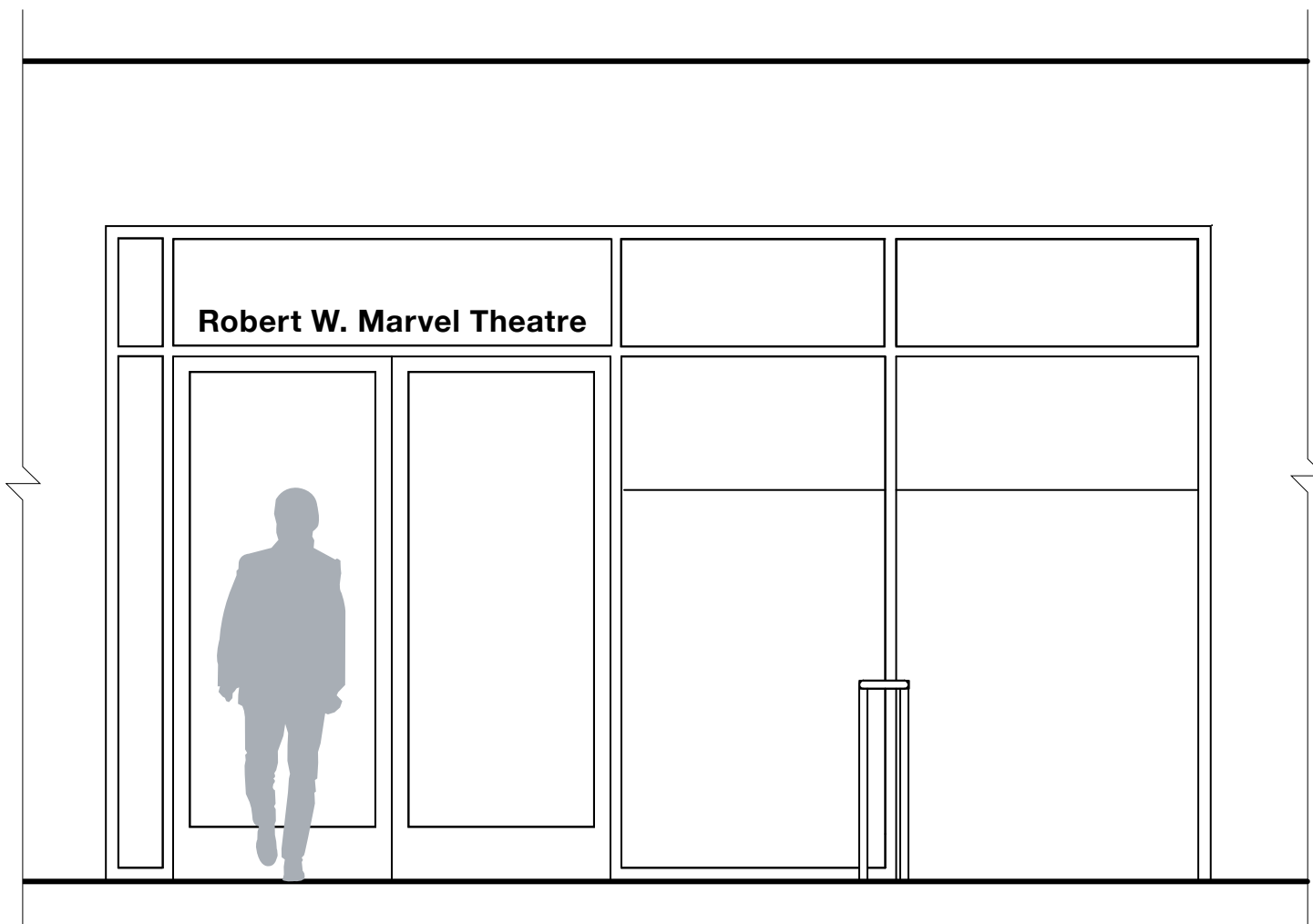
Sign Type F1
Major Area Donor
Letters (Tier 1)

DRAWING NO.

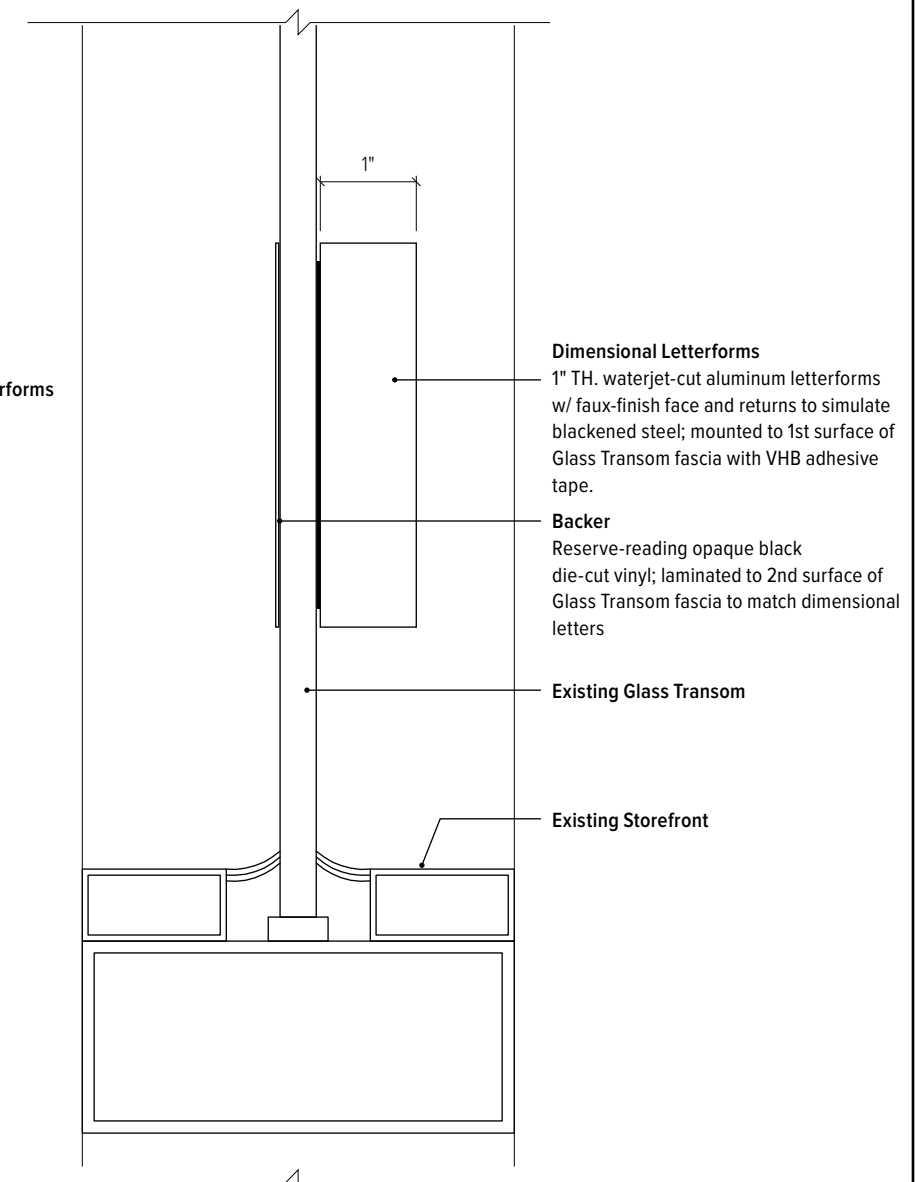
CID.11



1 Graphic Layout / Elevation
6" = 1'-0"



2 Installation Elevation
3/8" = 1'-0"



A Section Detail
6" = 1'-0"

TWO TWELVE

902 BROADWAY
FLOOR 20
NEW YORK, NY
10010/6002

212/254/6670 T

THIS DOCUMENT AND THE ENTIRETY OF ITS CONTENTS ARE THE PROPERTY OF 212/HARAKAWA INC.

NO PART OF THIS DOCUMENT SHALL BE DUPLICATED, DISSEMINATED, DISTRIBUTED OR USED FOR ANY PURPOSE WITHOUT EXPRESS WRITTEN PERMISSION. DO NOT USE FOR FINAL CONSTRUCTION.

SIGN FABRICATOR TO VERIFY AND BE RESPONSIBLE FOR ALL DIMENSIONS AND WORK CONDITIONS AND INFORM THIS OFFICE OF VARIATIONS PRIOR TO PERFORMING WORK. WRITTEN DIMENSIONS GOVERN OVER SCALED DIMENSIONS.

PROJECT

16_DEB_BER-062

SUNY Fredonia - RAC
West Addition Signage and Donor


ISSUE	DATE
1	100% Construction Intent 15 June 2016
2	For Bld 25 July 2016

DRAWING TITLE

Sign Type F4
Major Area ID

DRAWING NO.

CID.12

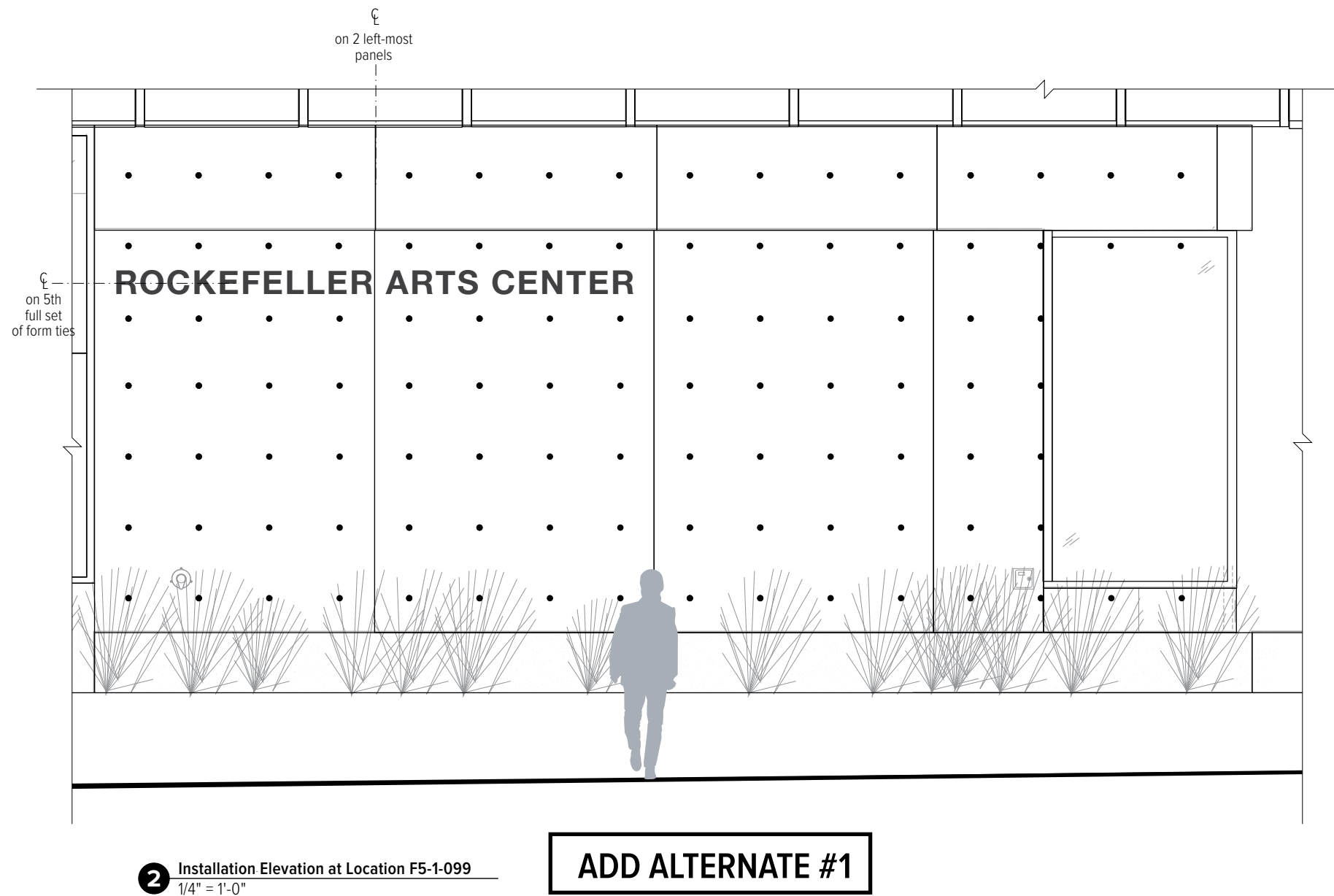


NOTE

Provide field review of installation template with Designer / Architect to confirm exact placement on building.

ADD ALTERNATE #
Fabrication and Installation of all Sign Types F at (1) locations.

ADD ALTERNATE #4
Fabrication and Installation of all Sign Types F5 and F6 and removal of existing signs at (2) locations.



ADD ALTERNATE #4

TWO TWELVE

**902 BROADWAY
FLOOR 20
NEW YORK, NY
10010/6002**

212/254/6670 T

THIS DOCUMENT AND THE ENTIRETY OF ITS CONTENTS ARE THE PROPERTY OF 212/HARAKAWA INC.

NO PART OF THIS DOCUMENT SHALL BE DUPLICATED, DISSEMINATED, DISTRIBUTED OR USED FOR ANY PURPOSE WITHOUT EXPRESS WRITTEN PERMISSION.

DO NOT USE FOR FINAL CONSTRUCTION.

SIGN FABRICATOR TO VERIFY AND BE RESPONSIBLE FOR ALL DIMENSIONS AND WORK CONDITIONS AND INFORM THIS OFFICE OF VARIATIONS PRIOR TO PERFORMING WORK. WRITTEN DIMENSIONS GOVERN OVER SCALED DIMENSIONS.

PROJECT

16_DEB_BER-062

**SUNY Fredonia - RAC
West Addition Signage and Donor**

ISSUE	DATE
1	100% Construction Intent 15 June 2016
2	For Bld 25 July 2016

DRAWING TITLE

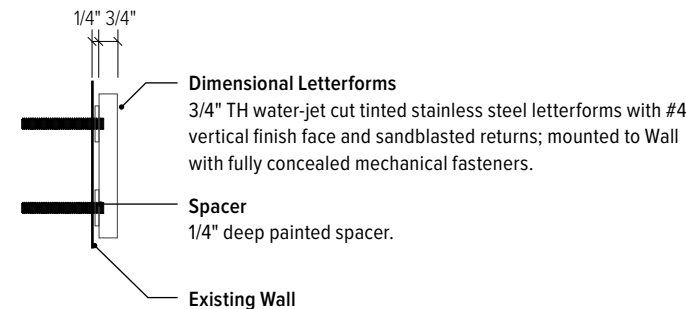
**Sign Type F5
Exterior Building ID,
Large**

DRAWING NO.

CID.13



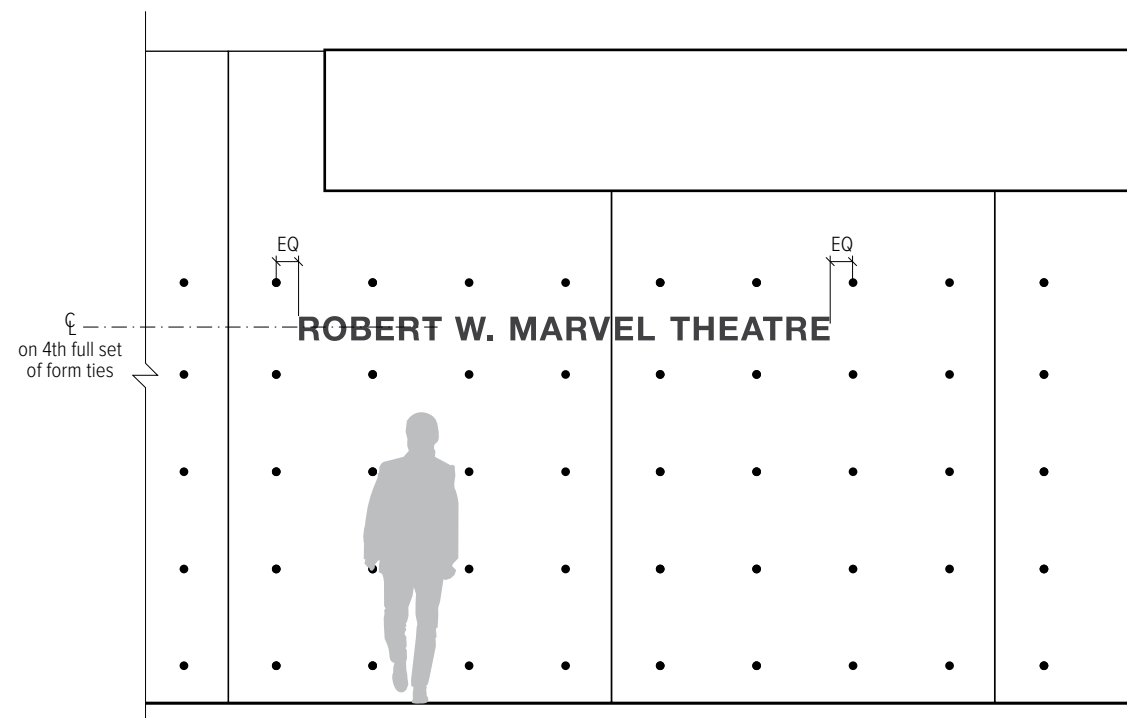
1 **Graphic Layout**
1 1/2" = 1'-0"



A **Section**
1 1/2" = 1'-0"

ADD ALTERNATE #3
Fabrication and Installation of all
Sign Types F6 and F7 at (3) locations.

ADD ALTERNATE #4
Fabrication and Installation of all
Sign Types F5 and F6 and removal of
exisiting signs at (2) locations.

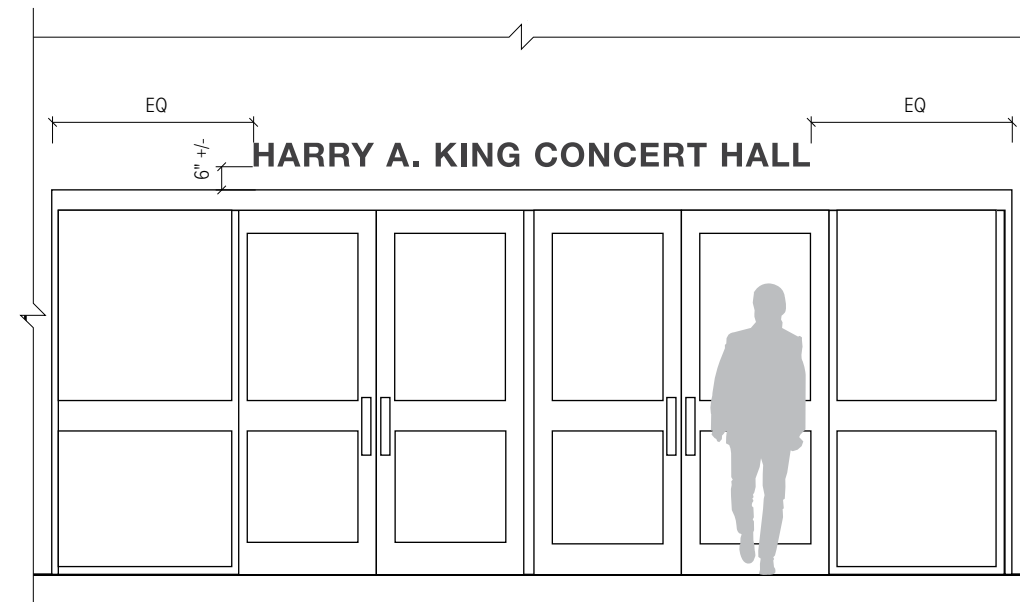


3 **Installation Elevation**
1/4" = 1'-0"

ADD ALTERNATE #3

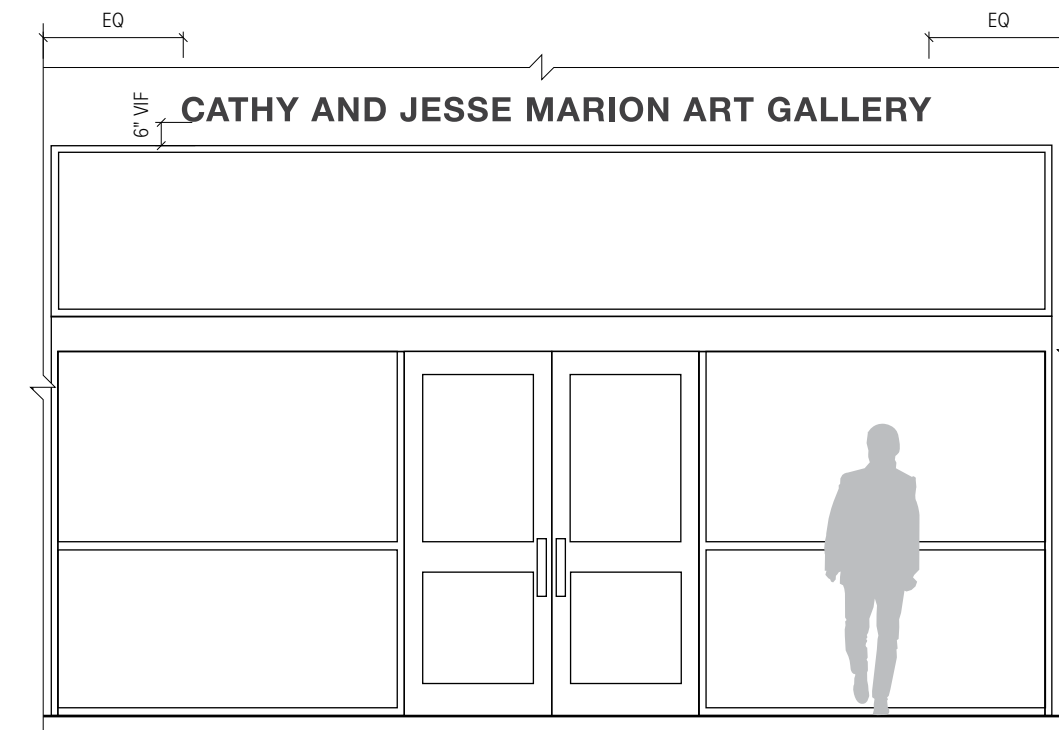
FINAL SIGN PLACEMENT NOTE

Sign Contractor to field-verify all conditions and incorporate into Shop Drawing submission for Designer review and approval of final sign placement.



2 **Installation Elevation**
1/4" = 1'-0"

ADD ALTERNATE #3



4 **Installation Elevation**
1/4" = 1'-0"

ADD ALTERNATE #4

TWO TWELVE

**902 BROADWAY
FLOOR 20
NEW YORK, NY
10010/6002**

212/254/6670 T

THIS DOCUMENT AND THE ENTIRETY
OF ITS CONTENTS ARE THE PROPERTY OF
212/HARAKAWA INC.

NO PART OF THIS DOCUMENT SHALL
BE DUPLICATED, DISSEMINATED,
DISTRIBUTED OR USED FOR ANY PURPOSE
WITHOUT EXPRESS WRITTEN PERMISSION.

DO NOT USE FOR FINAL CONSTRUCTION.

SIGN FABRICATOR TO VERIFY AND BE
RESPONSIBLE FOR ALL DIMENSIONS AND
WORK CONDITIONS AND INFORM THIS
OFFICE OF VARIATIONS PRIOR TO
PERFORMING WORK. WRITTEN
DIMENSIONS GOVERN OVER SCALED
DIMENSIONS.

PROJECT

16_DEB_BER-062

**SUNY Fredonia - RAC
West Addition Signage and Donor**

ISSUE DATE

**1 100% Construction Intent
15 June 2016**

**2 For Bld
25 July 2016**

DRAWING TITLE

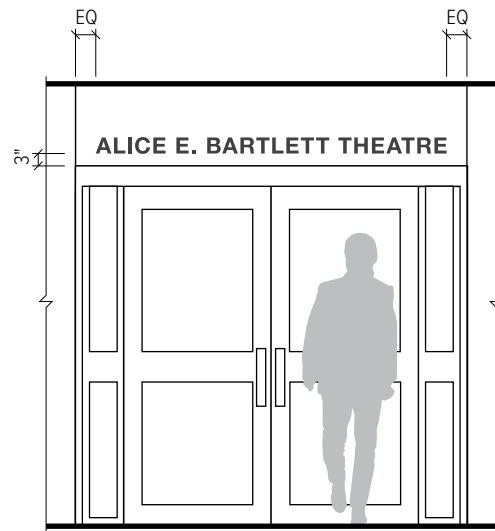
**Sign Type F6
Exterior Building ID,
Medium**

DRAWING NO.

CID.14



1 Graphic Layout
1 1/2" = 1'-0"

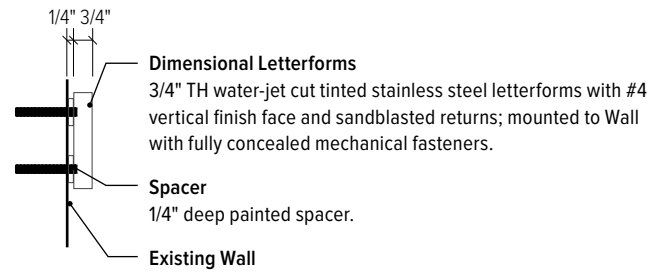


2 Installation Elevation
1/4" = 1'-0"

ADD ALTERNATE #3

FINAL SIGN PLACEMENT NOTE

Sign Contractor to field-verify all conditions and incorporate into Shop Drawing submission for Designer review and approval of final sign placement.



A Section
1 1/2" = 1'-0"

ADD ALTERNATE #3
Fabrication and Installation of all
Sign Types F6 and F7 at (3) locations.

TWO TWELVE

902 BROADWAY
FLOOR 20
NEW YORK, NY
10010/6002

212/254/6670 T

THIS DOCUMENT AND THE ENTIRETY
OF ITS CONTENTS ARE THE PROPERTY OF
212/HARAKAWA INC.

NO PART OF THIS DOCUMENT SHALL
BE DUPLICATED, DISSEMINATED,
DISTRIBUTED OR USED FOR ANY PURPOSE
WITHOUT EXPRESS WRITTEN PERMISSION.

DO NOT USE FOR FINAL CONSTRUCTION.

SIGN FABRICATOR TO VERIFY AND BE
RESPONSIBLE FOR ALL DIMENSIONS AND
WORK CONDITIONS AND INFORM THIS
OFFICE OF VARIATIONS PRIOR TO
PERFORMING WORK. WRITTEN
DIMENSIONS GOVERN OVER SCALED
DIMENSIONS.

PROJECT

16_DEB_BER-062

SUNY Fredonia - RAC
West Addition Signage and Donor

ISSUE DATE

1 100% Construction Intent
15 June 2016

2 For Bld
25 July 2016

DRAWING TITLE

Sign Type F7
Exterior Building ID,
Small

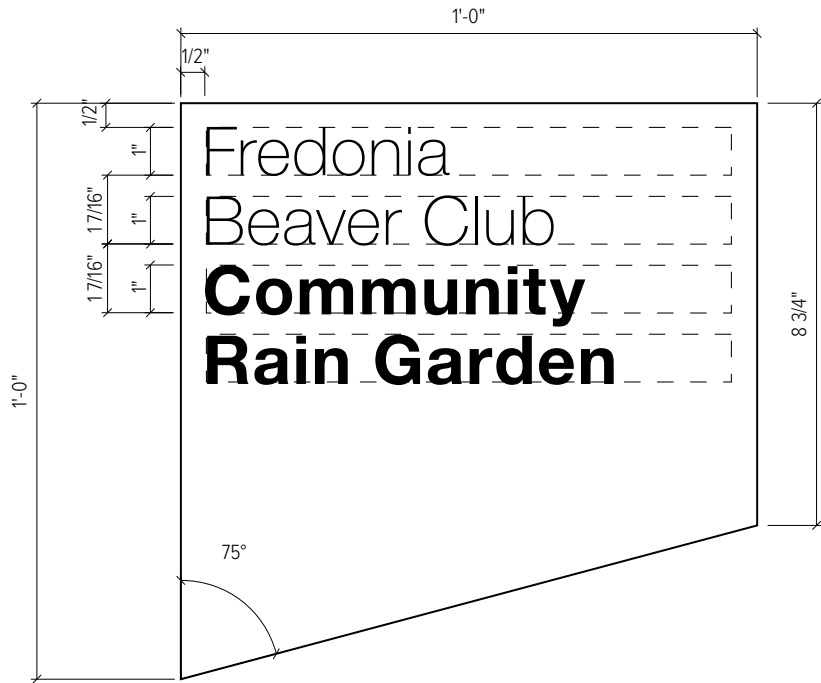
DRAWING NO.

CID.15



Donor Panel
Background Finish F7 & F8

Text Finish F7
Donor Name Typeface T3
Room Name Typeface T1

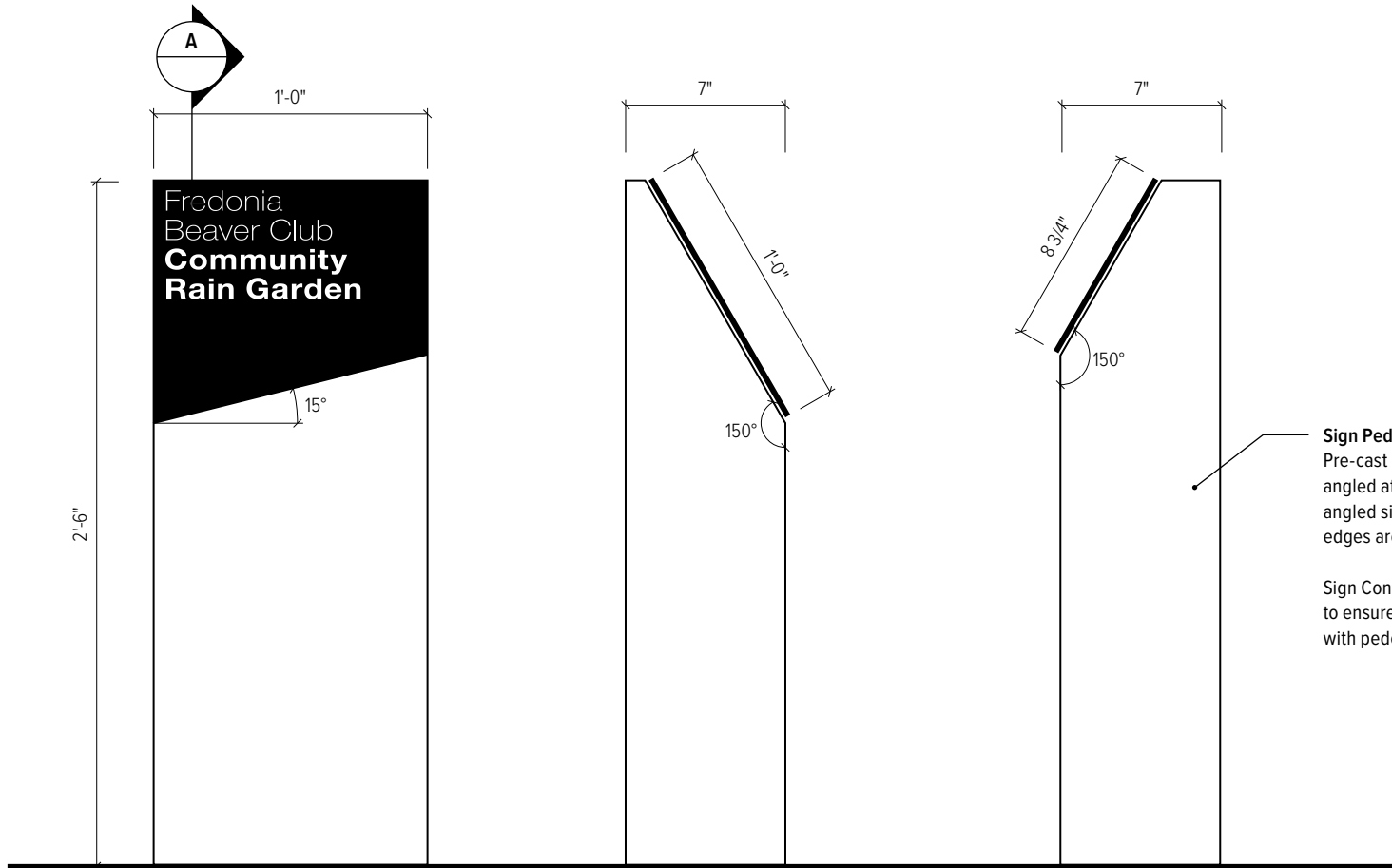


NOTE

Pre-cast concrete sign pedestal fabrication and installation by others. Sign Contractor to fully coordinate with on-site GC to ensure coordination of all signage work, including verification of dimensions and installation conditions, with that of the concrete work supplier.

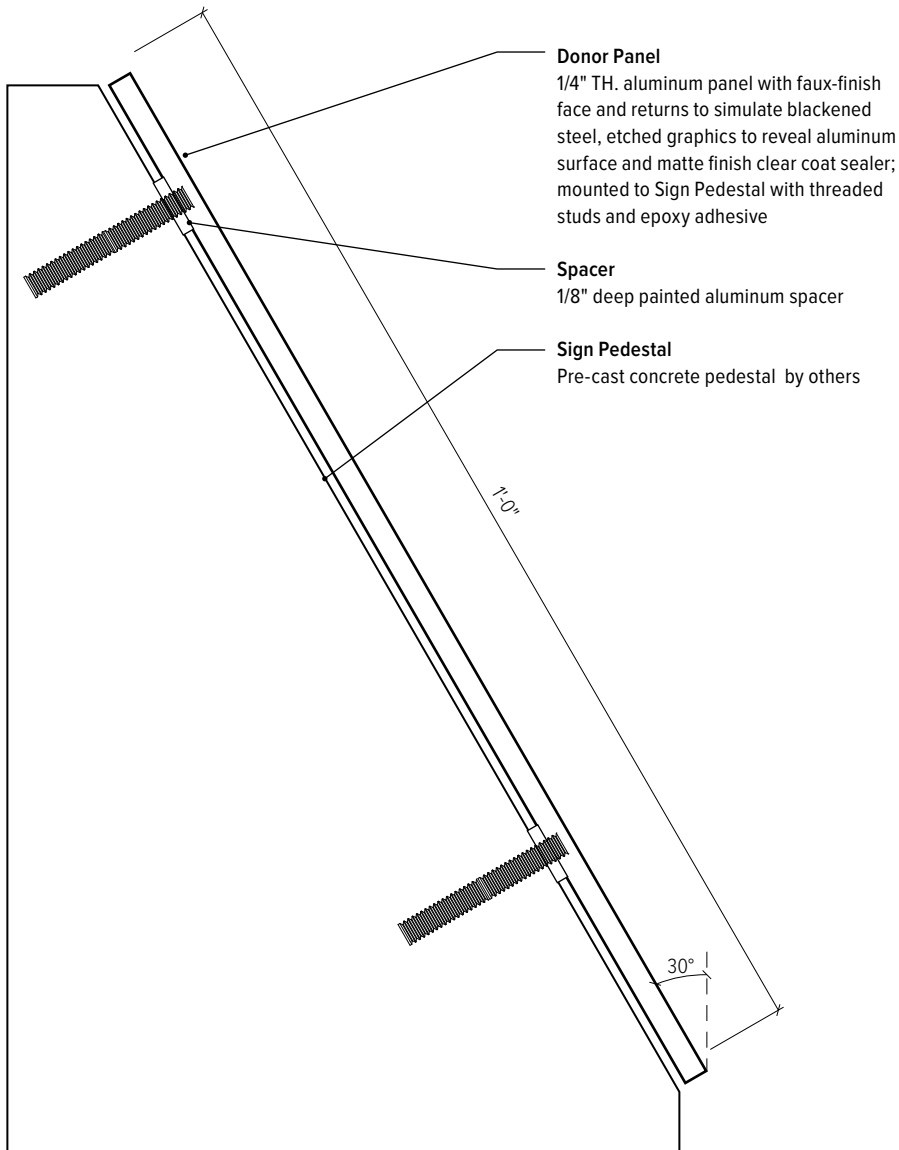
1 Panel Graphic Layout 3" = 1'-0"

2 Panel Elevation 3" = 1'-0"



Sign Pedestal (by others)
Pre-cast concrete pedestal to have top face angled at 30° to allow for installation of angled sign panel such that sign panel edges are aligned with pedestal edges

Sign Contractor to coordinate with Site GC to ensure panel dimensions are coordinated with pedestal face.



Donor Panel
1/4" TH. aluminum panel with faux-finish face and returns to simulate blackened steel, etched graphics to reveal aluminum surface and matte finish clear coat sealer; mounted to Sign Pedestal with threaded studs and epoxy adhesive

Spacer
1/8" deep painted aluminum spacer

Sign Pedestal
Pre-cast concrete pedestal by others

3 Installation Elevation - Front 1 1/2" = 1'-0"

4 Installation Elevation - Left Profile 1 1/2" = 1'-0"

5 Installation Elevation - Right Profile 1 1/2" = 1'-0"

A Section 6" = 1'-0"

TWO TWELVE

902 BROADWAY
FLOOR 20
NEW YORK, NY
10010/6002

212/254/6670 T

THIS DOCUMENT AND THE ENTIRETY OF ITS CONTENTS ARE THE PROPERTY OF 212/HARAKAWA INC.

NO PART OF THIS DOCUMENT SHALL BE DUPLICATED, DISSEMINATED, DISTRIBUTED OR USED FOR ANY PURPOSE WITHOUT EXPRESS WRITTEN PERMISSION. DO NOT USE FOR FINAL CONSTRUCTION.

SIGN FABRICATOR TO VERIFY AND BE RESPONSIBLE FOR ALL DIMENSIONS AND WORK CONDITIONS AND INFORM THIS OFFICE OF VARIATIONS PRIOR TO PERFORMING WORK. WRITTEN DIMENSIONS GOVERN OVER SCALED DIMENSIONS.

PROJECT

16_DEB_BER-062

SUNY Fredonia - RAC
West Addition Signage and Donor

ISSUE DATE

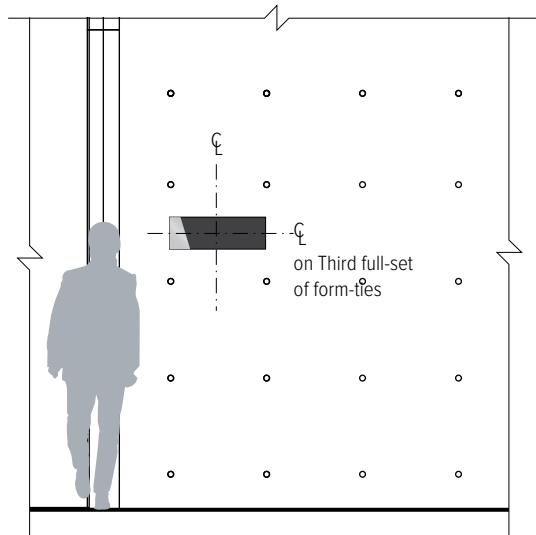
1	100% Construction Intent 15 June 2016
2	For Bld 25 July 2016

DRAWING TITLE

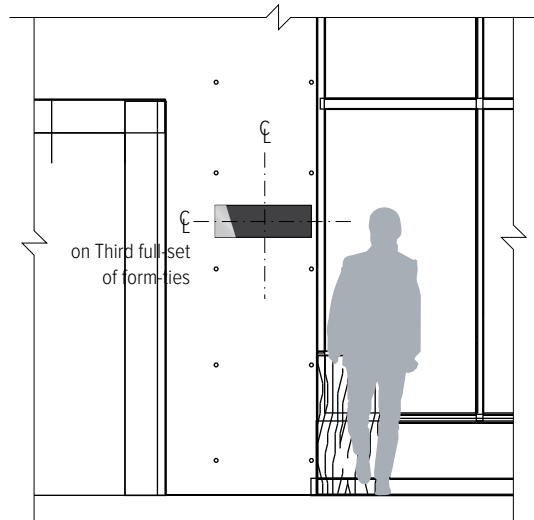
Sign Type H2
Exterior Tier 2 Donor
ID, Ground-Mounted

DRAWING NO.

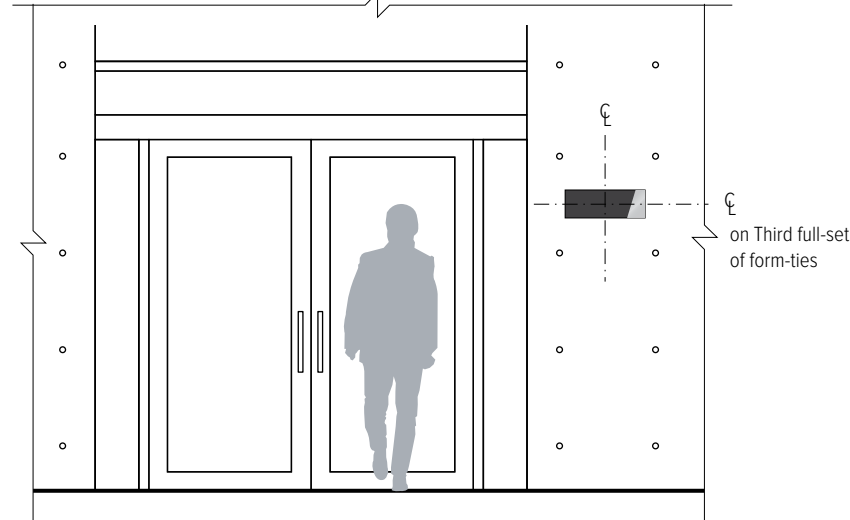
CID.16



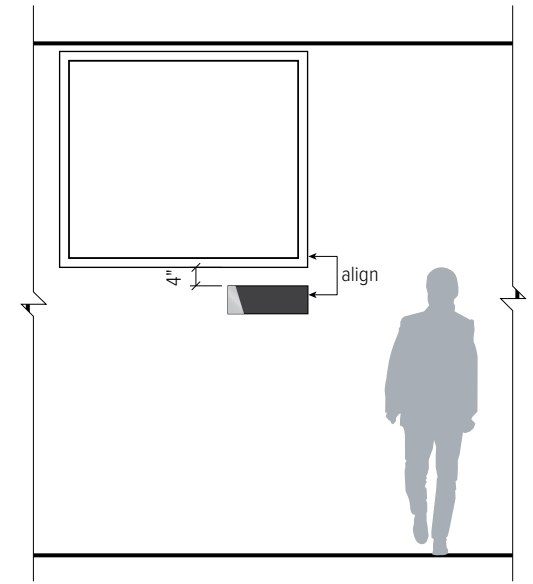
1 Sign Type J1 - at First Floor Corridor
1/4" = 1'-0"



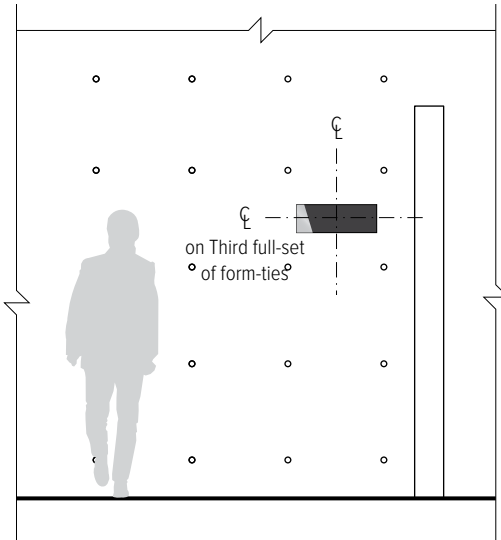
2 Sign Type J1 - at West Lobby
1/4" = 1'-0"



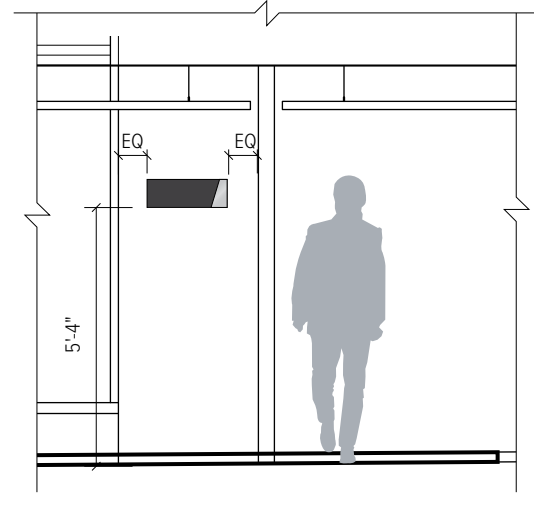
3 Sign Type J2 - at South Plaza
1/4" = 1'-0"



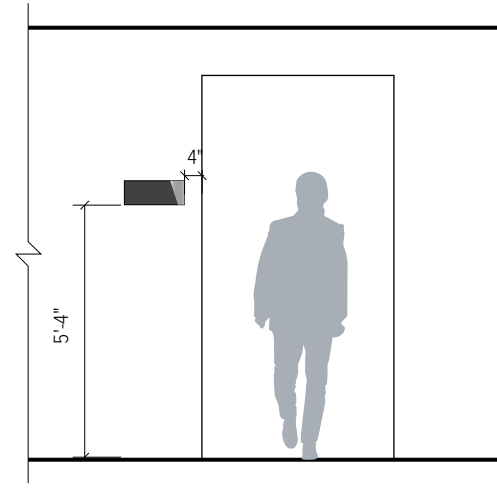
4 Sign Type J2 - at Outdoor Kiln
1/4" = 1'-0"



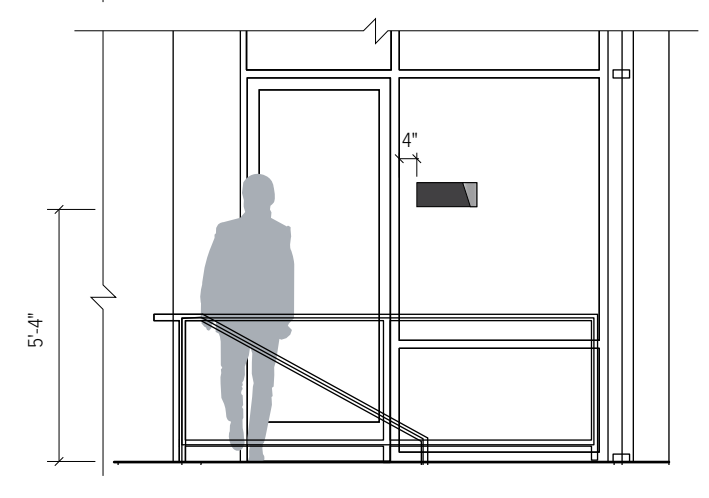
5 Sign Type J2 - at 2nd Floor Corridor
1/4" = 1'-0"



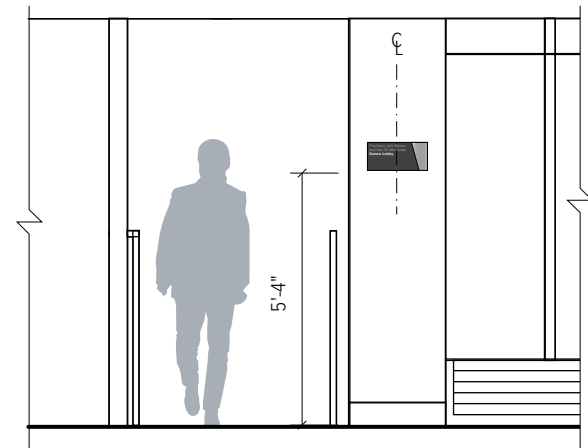
6 Sign Type J2 - at All Weather Connector
1/4" = 1'-0"



7 Sign Type J3 - at Dance Lockers
1/4" = 1'-0"



8 Sign Type J3 - at Theatre Foyer
1/4" = 1'-0"



9 Installation Elevation at Dance Lobby
1/4" = 1'-0"

NOTE

Sign Contractor to field-verify all conditions and incorporate into Shop Drawing submission for Designer review and approval of final sign placement.

Note left/right layout alignment is location dependent. Refer to Installation Elevations shown here and Sign Message Schedule

TWO TWELVE

902 BROADWAY
FLOOR 20
NEW YORK, NY
10010/6002

212/254/6670 T

THIS DOCUMENT AND THE ENTIRETY OF ITS CONTENTS ARE THE PROPERTY OF 212/HARAKAWA INC.

NO PART OF THIS DOCUMENT SHALL BE DUPLICATED, DISSEMINATED, DISTRIBUTED OR USED FOR ANY PURPOSE WITHOUT EXPRESS WRITTEN PERMISSION.

DO NOT USE FOR FINAL CONSTRUCTION.

SIGN FABRICATOR TO VERIFY AND BE RESPONSIBLE FOR ALL DIMENSIONS AND WORK CONDITIONS AND INFORM THIS OFFICE OF VARIATIONS PRIOR TO PERFORMING WORK. WRITTEN DIMENSIONS GOVERN OVER SCALED DIMENSIONS.

PROJECT

16_DEB_BER-062

SUNY Fredonia - RAC
West Addition Signage and Donor

ISSUE DATE

1 100% Construction Intent
15 June 2016

2 For Bld
25 July 2016

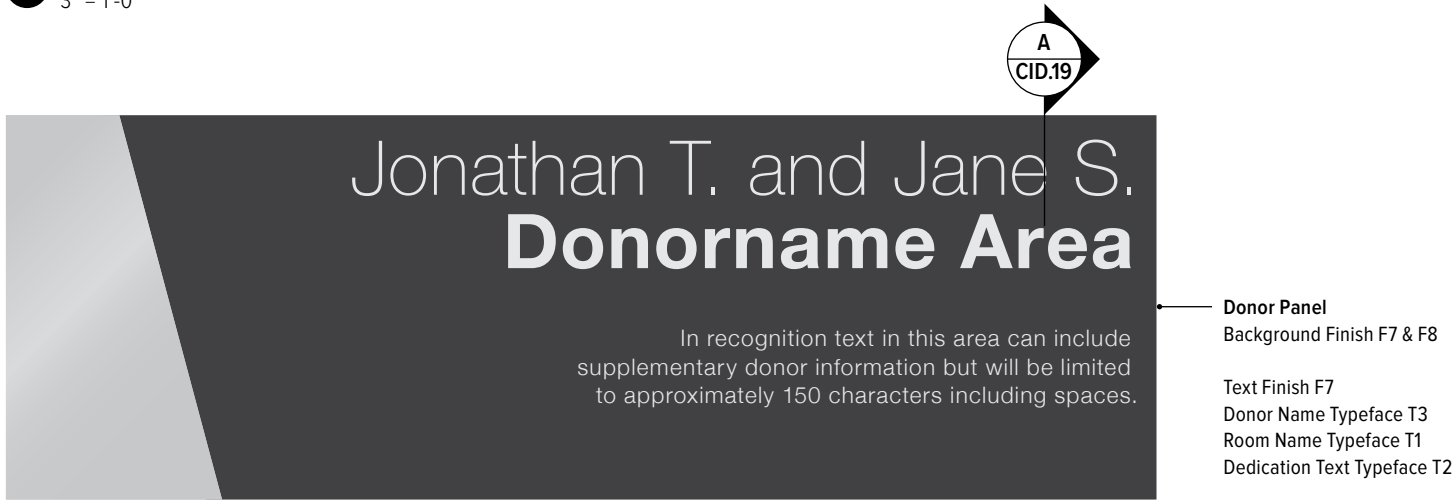
DRAWING TITLE

Sign Type J1/J2/J3
Tier 1 Donor ID Area
Plaque

DRAWING NO.

CID.17

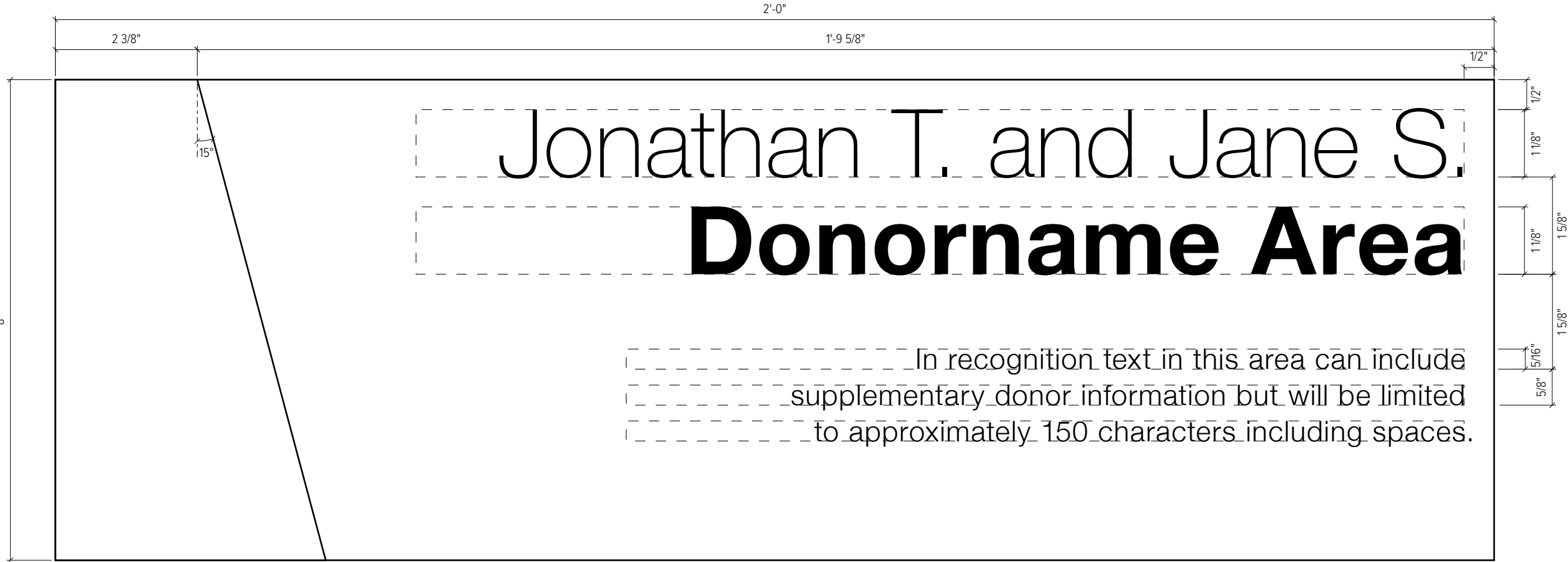
1 Plan
3" = 1'-0"



NOTE

Note left/right layout alignment is location dependent. Refer to Installation Elevations and Sign Message Schedule

2 Typical Graphic Layout - Right Aligned
3" = 1'-0"



4 Elevation
6" = 1'-0"

3 Typical Graphic Layout - Left Aligned
3" = 1'-0"



TWO TWELVE

902 BROADWAY
FLOOR 20
NEW YORK, NY
10010/6002

212/254/6670 T

THIS DOCUMENT AND THE ENTIRETY OF ITS CONTENTS ARE THE PROPERTY OF 212/HARAKAWA INC.

NO PART OF THIS DOCUMENT SHALL BE DUPLICATED, DISSEMINATED, DISTRIBUTED OR USED FOR ANY PURPOSE WITHOUT EXPRESS WRITTEN PERMISSION.

DO NOT USE FOR FINAL CONSTRUCTION.

SIGN FABRICATOR TO VERIFY AND BE RESPONSIBLE FOR ALL DIMENSIONS AND WORK CONDITIONS AND INFORM THIS OFFICE OF VARIATIONS PRIOR TO PERFORMING WORK. WRITTEN DIMENSIONS GOVERN OVER SCALED DIMENSIONS.

PROJECT

16_DEB_BER-062

SUNY Fredonia - RAC
West Addition Signage and Donor

ISSUE DATE

1 100% Construction Intent
15 June 2016

2 For Bld
25 July 2016

DRAWING TITLE

Sign Type J1
Tier 1 Donor ID Area
Plaque

DRAWING NO.

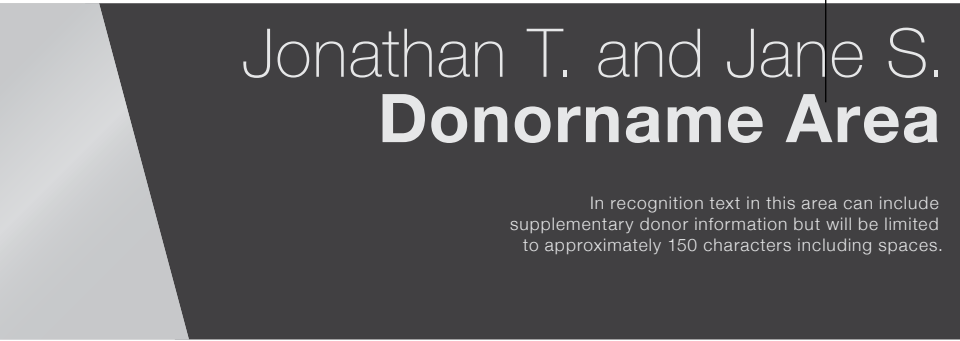
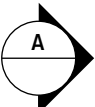
CID.18

NOTE

Note left/right layout alignment is location dependent. Refer to Installation Elevations and Sign Message Schedule

1 Plan
3" = 1'-0"

Donor Panel
Returns Finish F7 & F8



Donor Panel
Background Finish F7 & F8

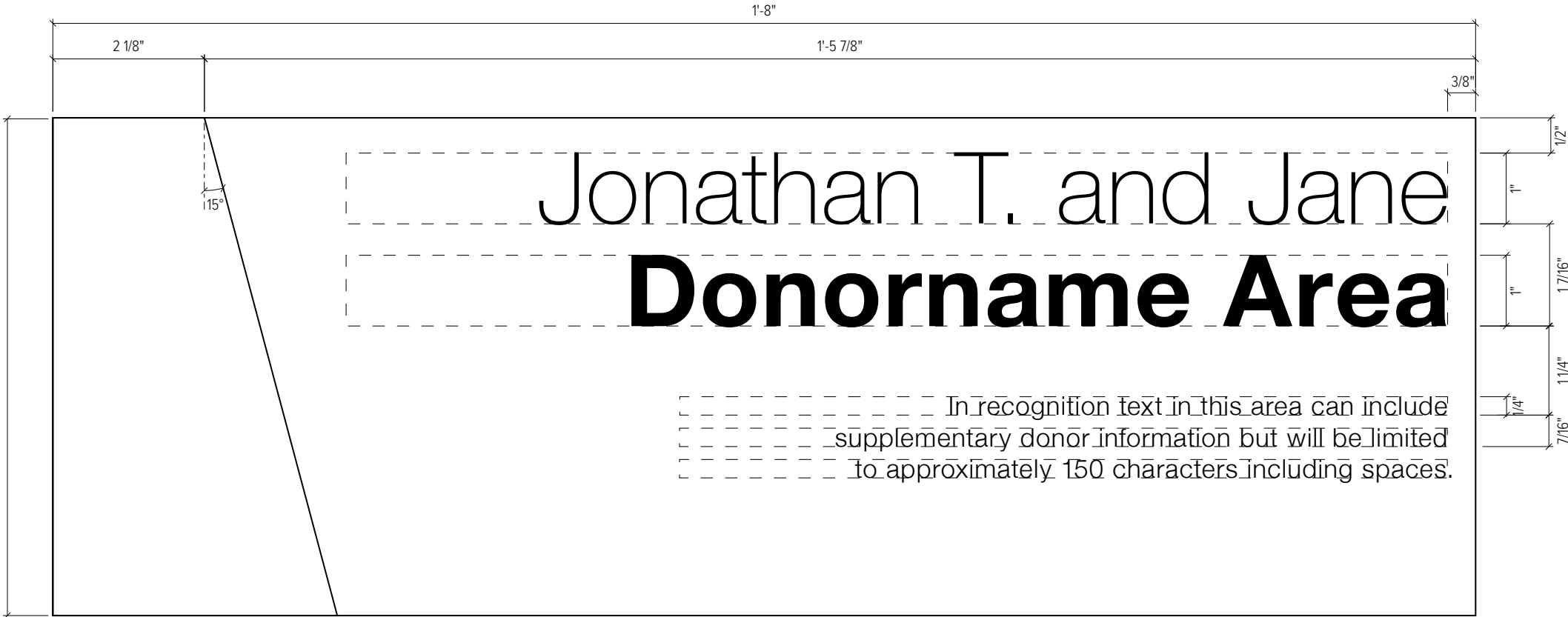
Text Finish F7
Donor Name Typeface T3
Room Name Typeface T1
Dedication Text Typeface T2

In recognition text in this area can include supplementary donor information but will be limited to approximately 150 characters including spaces.

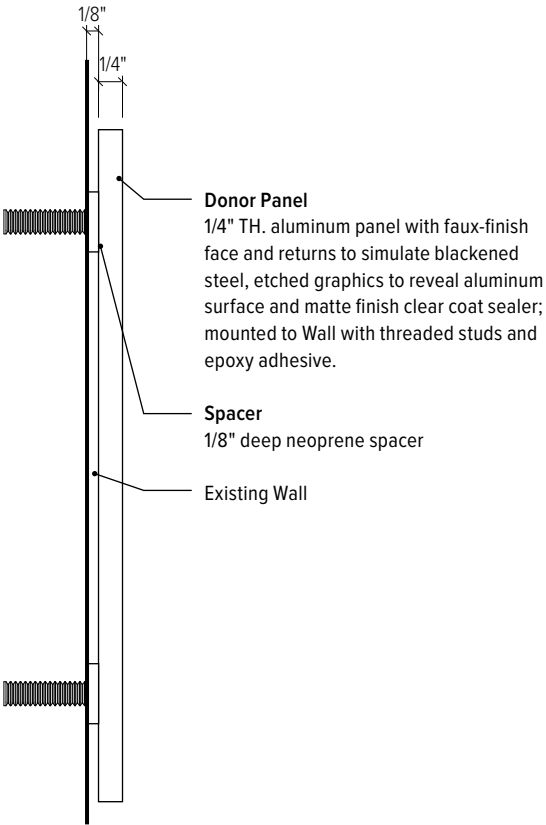


2 Graphic Layout
3" = 1'-0"

3 Graphic Layout
3" = 1'-0"



4 Elevation
6" = 1'-0"



A Typical Section
6" = 1'-0"

TWO TWELVE

902 BROADWAY
FLOOR 20
NEW YORK, NY
10010/6002

212/254/6670 T

THIS DOCUMENT AND THE ENTIRETY OF ITS CONTENTS ARE THE PROPERTY OF 212/HARAKAWA INC.

NO PART OF THIS DOCUMENT SHALL BE DUPLICATED, DISSEMINATED, DISTRIBUTED OR USED FOR ANY PURPOSE WITHOUT EXPRESS WRITTEN PERMISSION.

DO NOT USE FOR FINAL CONSTRUCTION.

SIGN FABRICATOR TO VERIFY AND BE RESPONSIBLE FOR ALL DIMENSIONS AND WORK CONDITIONS AND INFORM THIS OFFICE OF VARIATIONS PRIOR TO PERFORMING WORK. WRITTEN DIMENSIONS GOVERN OVER SCALED DIMENSIONS.

PROJECT

16_DEB_BER-062

SUNY Fredonia - RAC
West Addition Signage and Donor

ISSUE	DATE
1	100% Construction Intent 15 June 2016
2	For Bid 25 July 2016

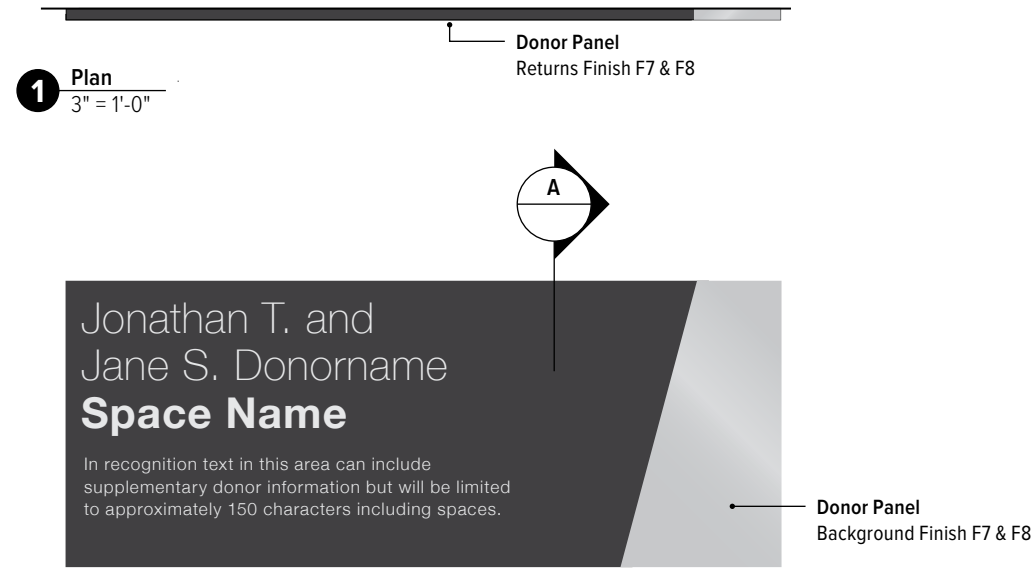
DRAWING TITLE

Sign Type J2
Tier 2 Donor ID Area
Plaque

DRAWING NO.

CID.19

1 Plan
3" = 1'-0"



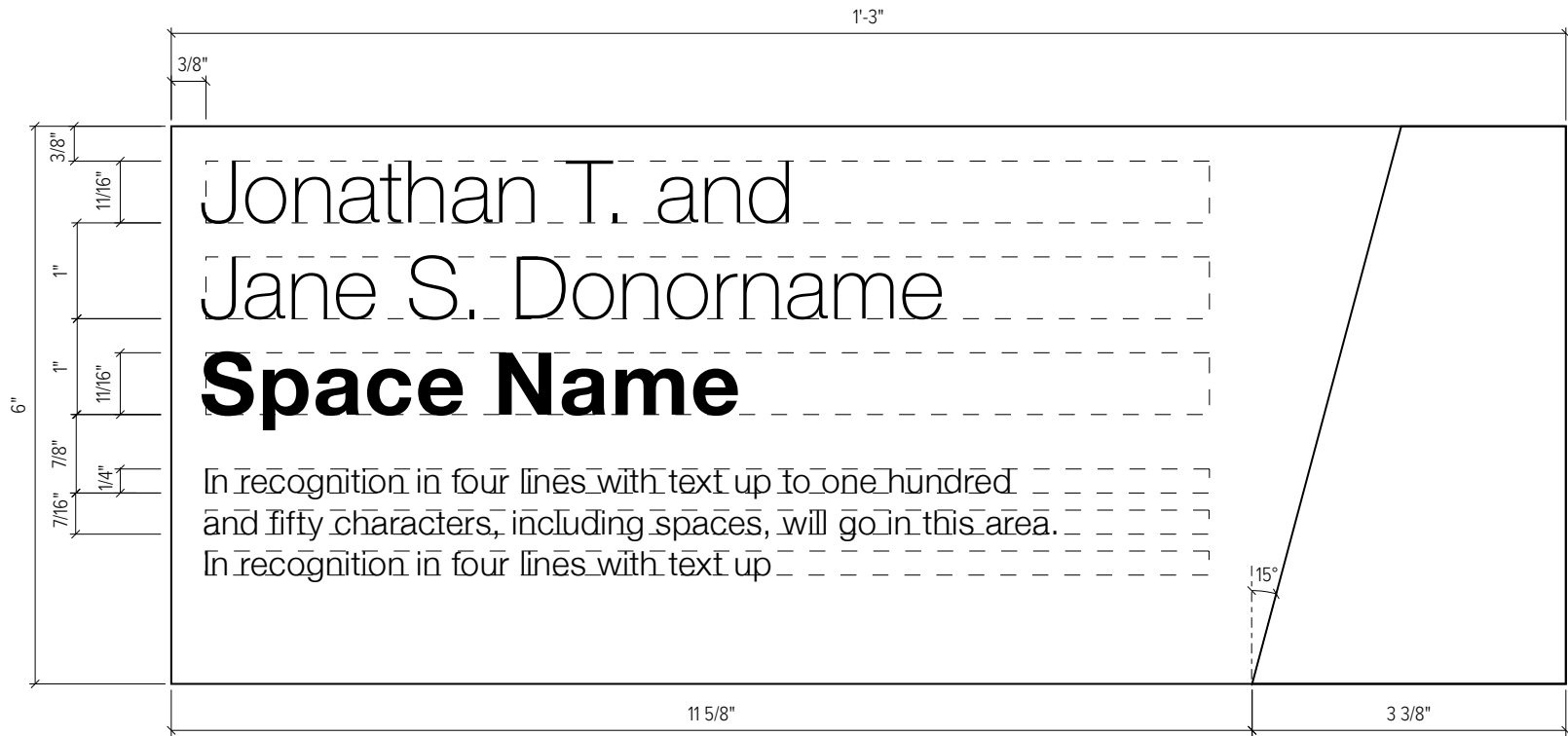
1 Graphic Layout - Typical Left Aligned
3" = 1'-0"

Text Finish F7
Donor Name Typeface T3
Room Name Typeface T1
Dedication Text Typeface T2

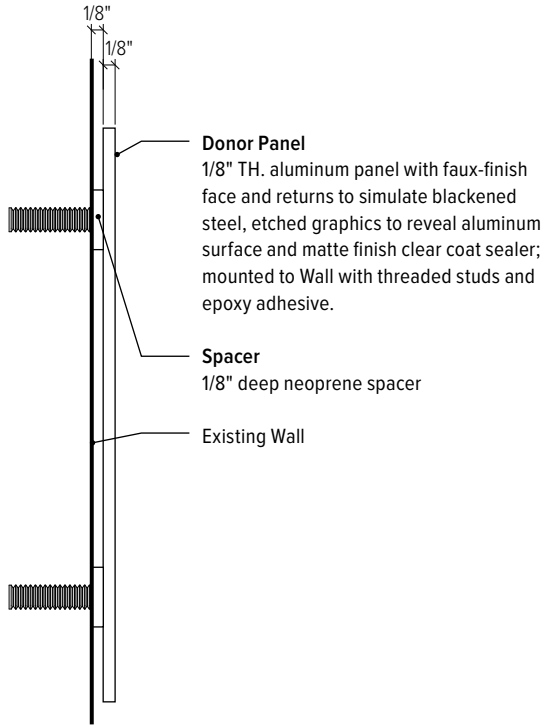
2 Graphic Layout - Typical Right Aligned
3" = 1'-0"



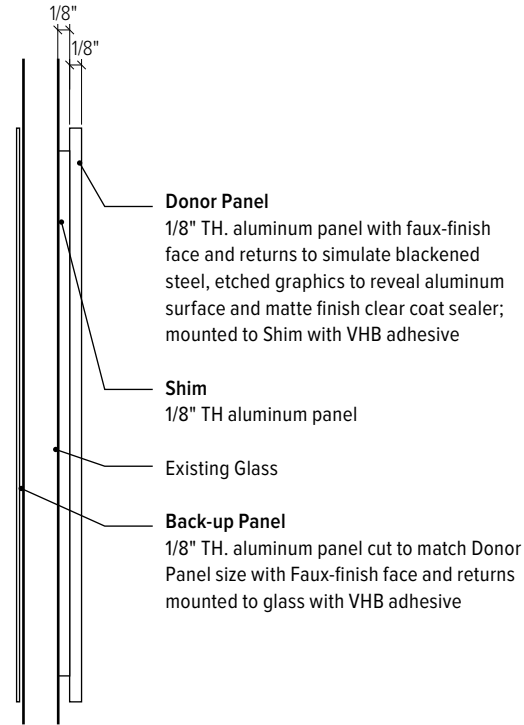
3 Elevation
6" = 1'-0"



A Typical Section
6" = 1'-0"



B Section at Glass Conditions
6" = 1'-0"



NOTE

Note left/right layout alignment is location dependent. Refer to Installation
Elevations and Sign Message Schedule

TWO TWELVE

902 BROADWAY
FLOOR 20
NEW YORK, NY
10010/6002

212/254/6670 T

THIS DOCUMENT AND THE ENTIRETY
OF ITS CONTENTS ARE THE PROPERTY OF
212/HARAKAWA INC.

NO PART OF THIS DOCUMENT SHALL
BE DUPLICATED, DISSEMINATED,
DISTRIBUTED OR USED FOR ANY PURPOSE
WITHOUT EXPRESS WRITTEN PERMISSION.

DO NOT USE FOR FINAL CONSTRUCTION.

SIGN FABRICATOR TO VERIFY AND BE
RESPONSIBLE FOR ALL DIMENSIONS AND
WORK CONDITIONS AND INFORM THIS
OFFICE OF VARIATIONS PRIOR TO
PERFORMING WORK. WRITTEN
DIMENSIONS GOVERN OVER SCALED
DIMENSIONS.

PROJECT

16_DEB_BER-062

SUNY Fredonia - RAC
West Addition Signage and Donor


ISSUE	DATE
1	100% Construction Intent 15 June 2016
2	For Bld 25 July 2016

DRAWING TITLE

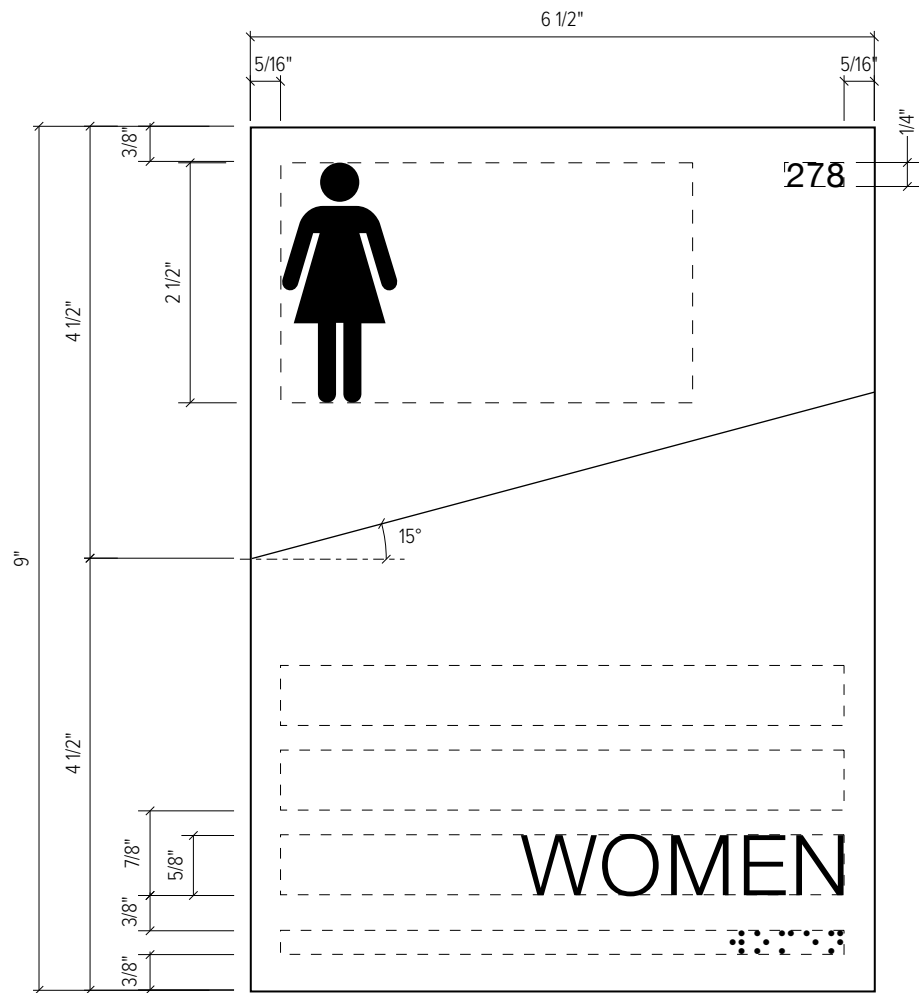
Sign Type J3
Tier 3 Donor ID Area
Plaque

DRAWING NO.

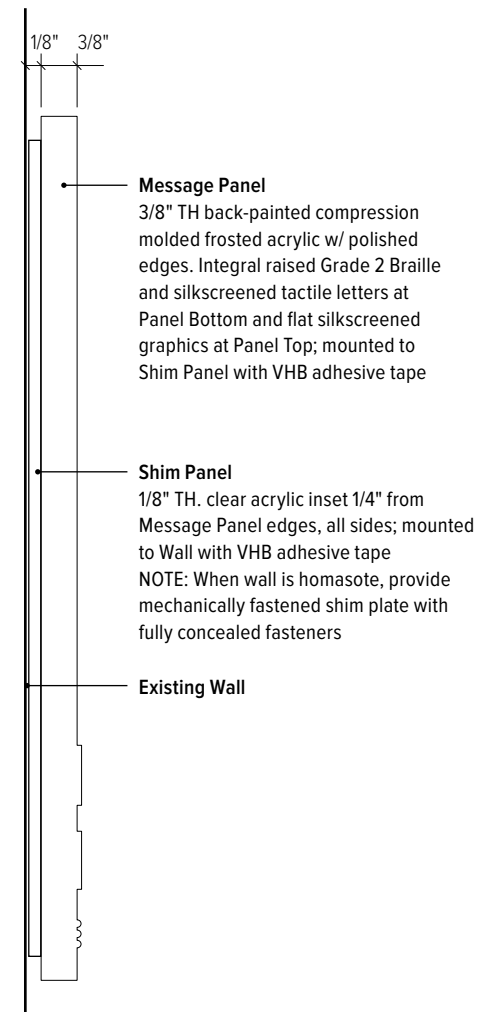
CID.20



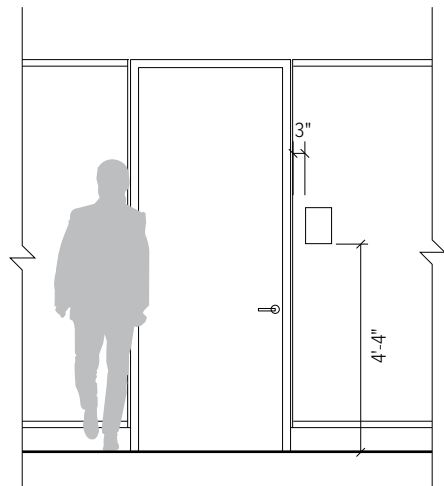
1 **Graphic Layout**
6" = 1'-0"



2 **Elevation**
6" = 1'-0"



A **Section Detail**
6" = 1'-0"



3 **Typical Installation Elevation - Sign Type M1**
1/4" = 1'-0"

TWO TWELVE

902 BROADWAY
FLOOR 20
NEW YORK, NY
10010/6002

212/254/6670 T

THIS DOCUMENT AND THE ENTIRETY
OF ITS CONTENTS ARE THE PROPERTY OF
212/HARAKAWA INC.

NO PART OF THIS DOCUMENT SHALL
BE DUPLICATED, DISSEMINATED,
DISTRIBUTED OR USED FOR ANY PURPOSE
WITHOUT EXPRESS WRITTEN PERMISSION.

DO NOT USE FOR FINAL CONSTRUCTION.

SIGN FABRICATOR TO VERIFY AND BE
RESPONSIBLE FOR ALL DIMENSIONS AND
WORK CONDITIONS AND INFORM THIS
OFFICE OF VARIATIONS PRIOR TO
PERFORMING WORK. WRITTEN
DIMENSIONS GOVERN OVER SCALED
DIMENSIONS.

PROJECT

16_DEB_BER-062

SUNY Fredonia - RAC
West Addition Signage and Donor

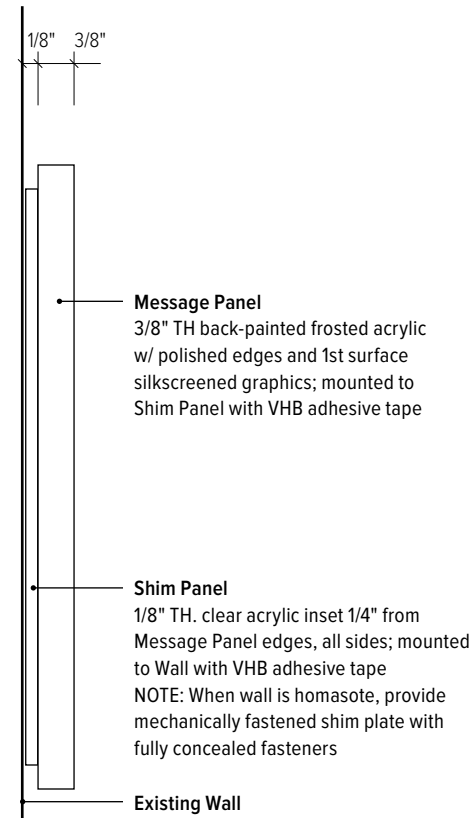
ISSUE	DATE
1	100% Construction Intent 15 June 2016
2	For Bld 25 July 2016

DRAWING TITLE

Sign Type M1
Restroom ID

DRAWING NO.

CID.21



TWO TWELVE

902 BROADWAY
FLOOR 20
NEW YORK, NY
10010/6002

212/254/6670 T

THIS DOCUMENT AND THE ENTIRETY
OF ITS CONTENTS ARE THE PROPERTY OF
212/HARAKAWA INC.

NO PART OF THIS DOCUMENT SHALL
BE DUPLICATED, DISSEMINATED,
DISTRIBUTED OR USED FOR ANY PURPOSE
WITHOUT EXPRESS WRITTEN PERMISSION.

DO NOT USE FOR FINAL CONSTRUCTION.

SIGN FABRICATOR TO VERIFY AND BE
RESPONSIBLE FOR ALL DIMENSIONS AND
WORK CONDITIONS AND INFORM THIS
OFFICE OF VARIATIONS PRIOR TO
PERFORMING WORK. WRITTEN
DIMENSIONS GOVERN OVER SCALED
DIMENSIONS.

PROJECT

16_DEB_BER-062

SUNY Fredonia - RAC
West Addition Signage and Donor

ISSUE DATE

1 100% Construction Intent
15 June 2016

2 For Bld
25 July 2016

DRAWING TITLE

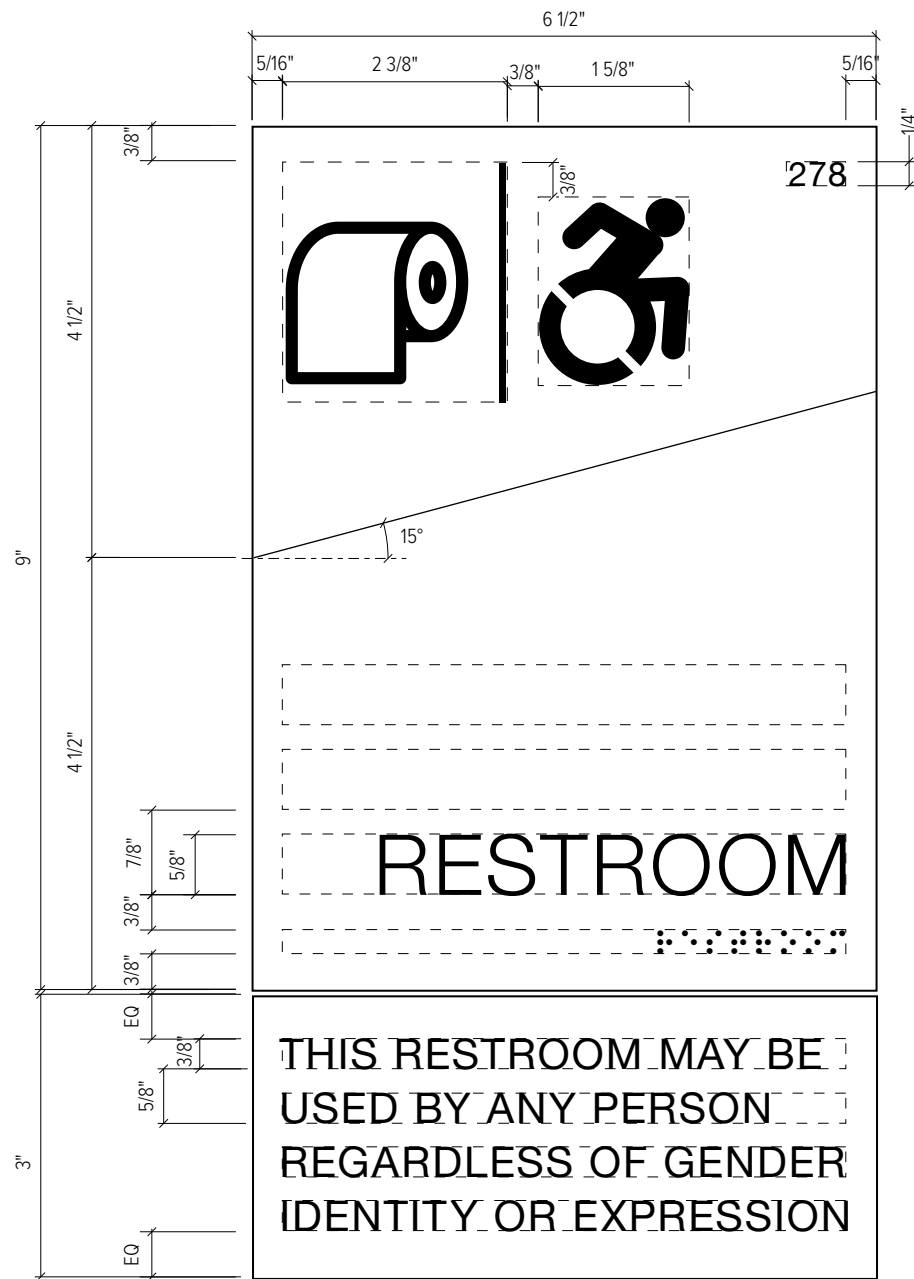
Sign Type M2
Accessibility
Directional

DRAWING NO.

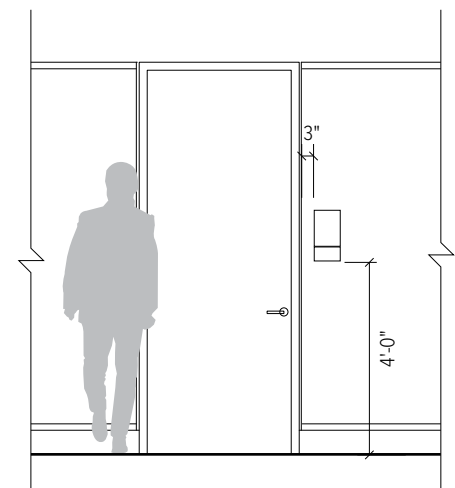
CID.22



1 Graphic Layout
6" = 1'-0"



2 Elevation
6" = 1'-0"



3 Typical Installation Elevation - Sign Type M3
1/4" = 1'-0"

TWO TWELVE

902 BROADWAY
FLOOR 20
NEW YORK, NY
10010/6002

212/254/6670 T

THIS DOCUMENT AND THE ENTIRETY
OF ITS CONTENTS ARE THE PROPERTY OF
212/HARAKAWA INC.

NO PART OF THIS DOCUMENT SHALL
BE DUPLICATED, DISSEMINATED,
DISTRIBUTED OR USED FOR ANY PURPOSE
WITHOUT EXPRESS WRITTEN PERMISSION.

DO NOT USE FOR FINAL CONSTRUCTION.

SIGN FABRICATOR TO VERIFY AND BE
RESPONSIBLE FOR ALL DIMENSIONS AND
WORK CONDITIONS AND INFORM THIS
OFFICE OF VARIATIONS PRIOR TO
PERFORMING WORK. WRITTEN
DIMENSIONS GOVERN OVER SCALED
DIMENSIONS.

PROJECT

16_DEB_BER-062

SUNY Fredonia - RAC
West Addition Signage and Donor

ISSUE DATE

1 100% Construction Intent
15 June 2016

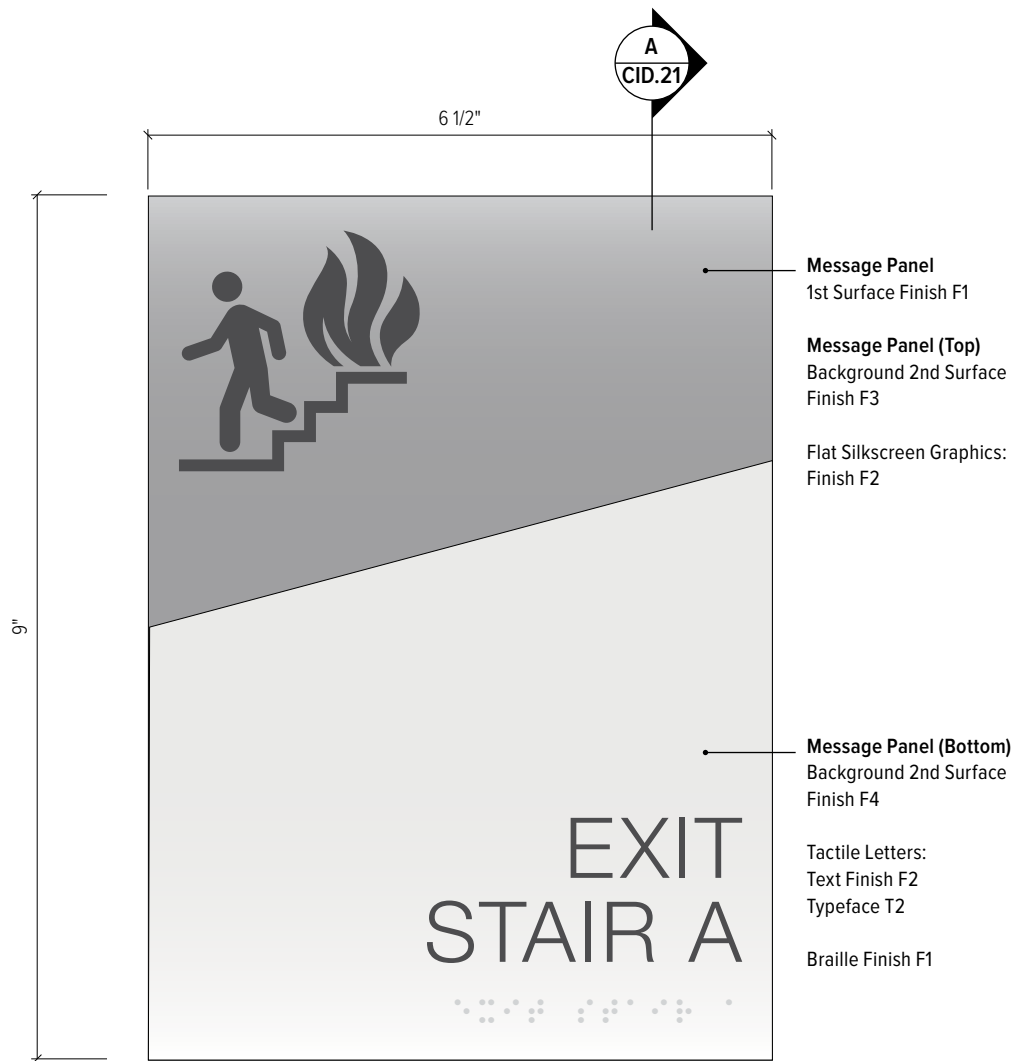
2 For Bld
25 July 2016

DRAWING TITLE

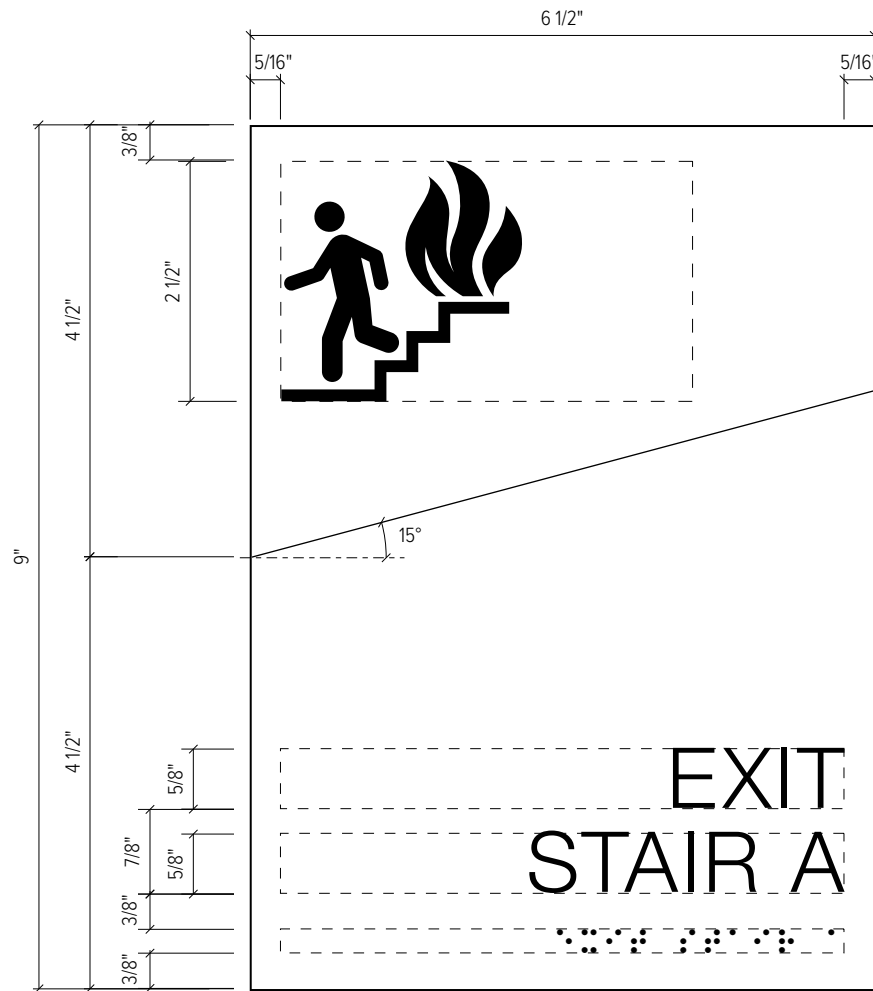
Sign Type M3
All-Gender Restrooms

DRAWING NO.

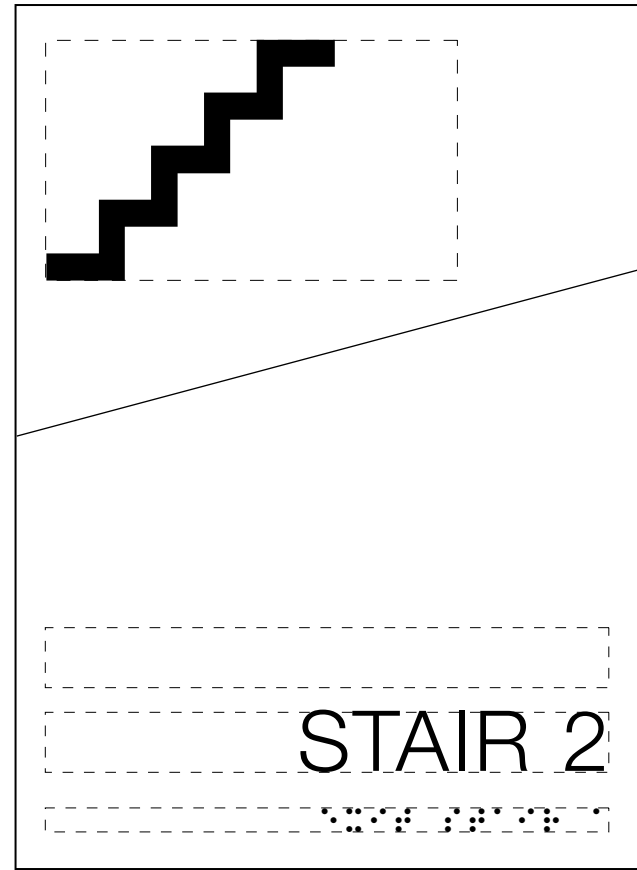
CID.23



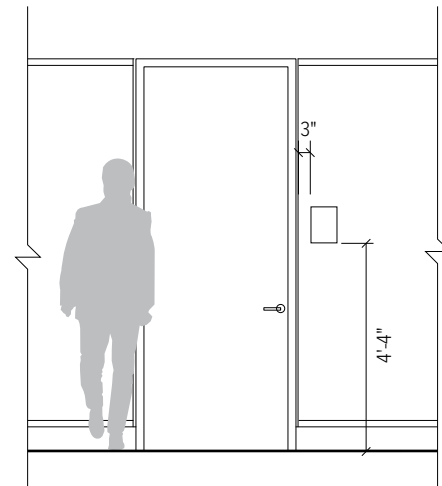
1 **Graphic Layout**
6" = 1'-0"



2 **Elevation**
6" = 1'-0"



3 **Elevation**
6" = 1'-0"



3 **Typical Installation Elevation - Sign Type N1**
1/4" = 1'-0"

TWO TWELVE

902 BROADWAY
FLOOR 20
NEW YORK, NY
10010/6002

212/254/6670 T

THIS DOCUMENT AND THE ENTIRETY
OF ITS CONTENTS ARE THE PROPERTY OF
212/HARAKAWA INC.

NO PART OF THIS DOCUMENT SHALL
BE DUPLICATED, DISSEMINATED,
DISTRIBUTED OR USED FOR ANY PURPOSE
WITHOUT EXPRESS WRITTEN PERMISSION.

DO NOT USE FOR FINAL CONSTRUCTION.

SIGN FABRICATOR TO VERIFY AND BE
RESPONSIBLE FOR ALL DIMENSIONS AND
WORK CONDITIONS AND INFORM THIS
OFFICE OF VARIATIONS PRIOR TO
PERFORMING WORK. WRITTEN
DIMENSIONS GOVERN OVER SCALED
DIMENSIONS.

PROJECT

16_DEB_BER-062

SUNY Fredonia - RAC
West Addition Signage and Donor

ISSUE DATE

1 100% Construction Intent
15 June 2016

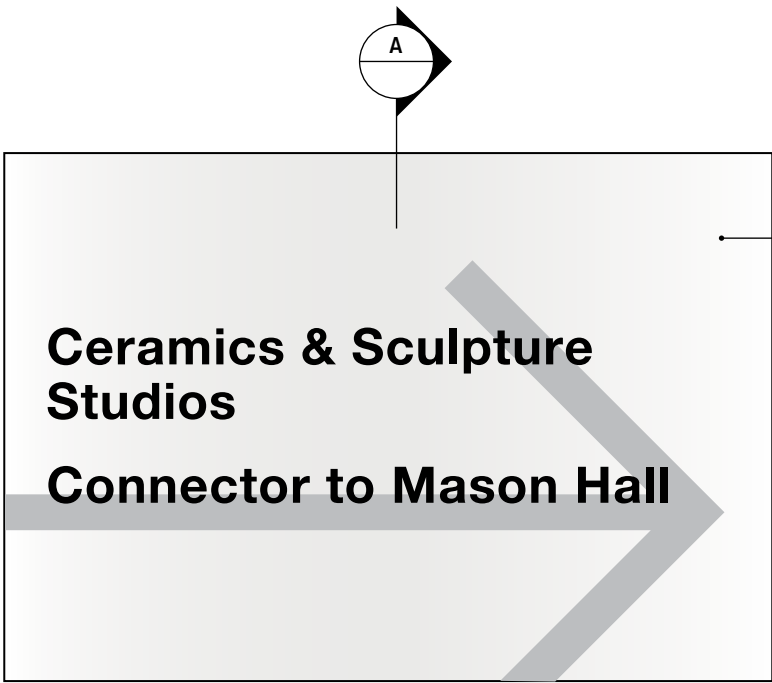
2 For Bld
25 July 2016

DRAWING TITLE

Sign Type N1
Stair ID

DRAWING NO.

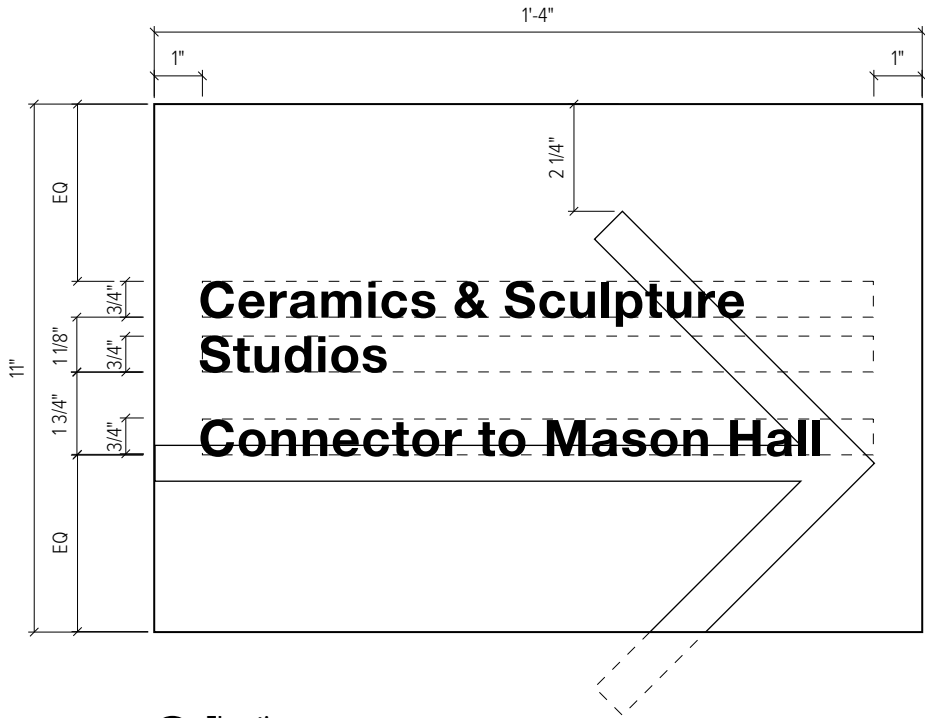
CID.24



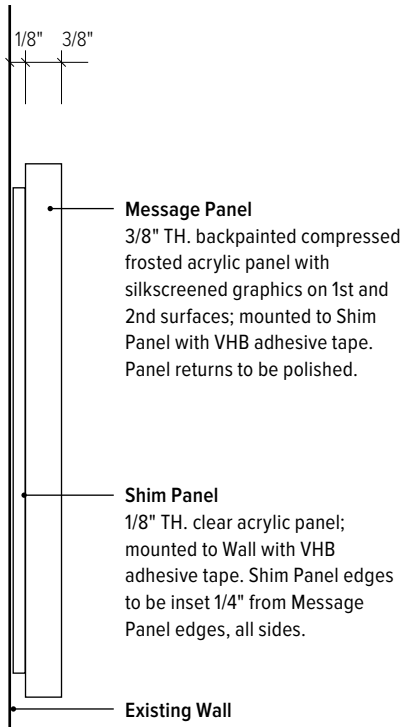
1 Graphic Layout
3" = 1'-0"

Message Panel
Background Finishes:
1st Surface Finish F1
2nd Surface Finish F4

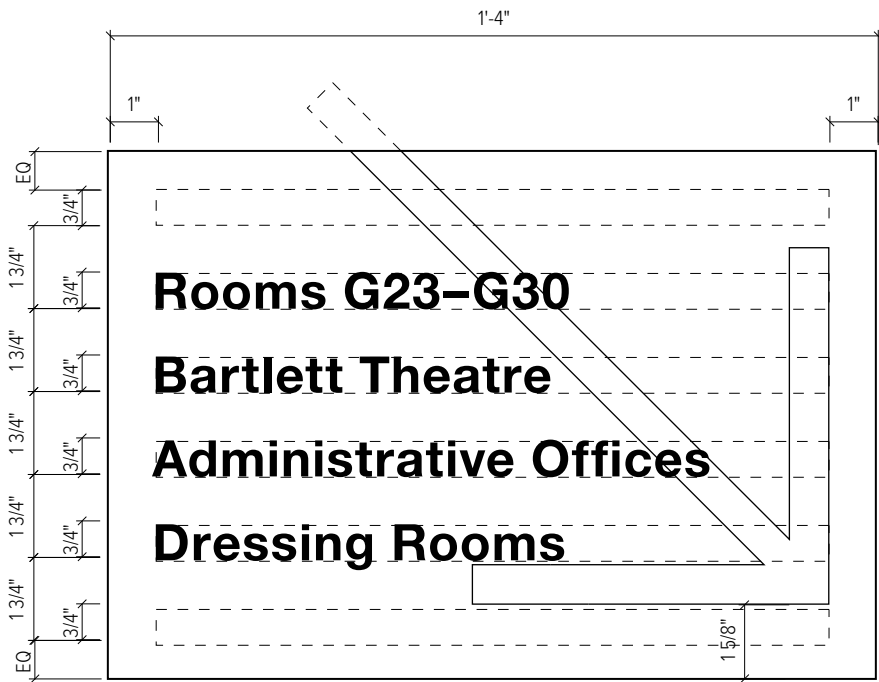
Graphic Finishes:
2nd Surface Symbol Finish F3
1st Surface Text Finish F2
Typeface T1



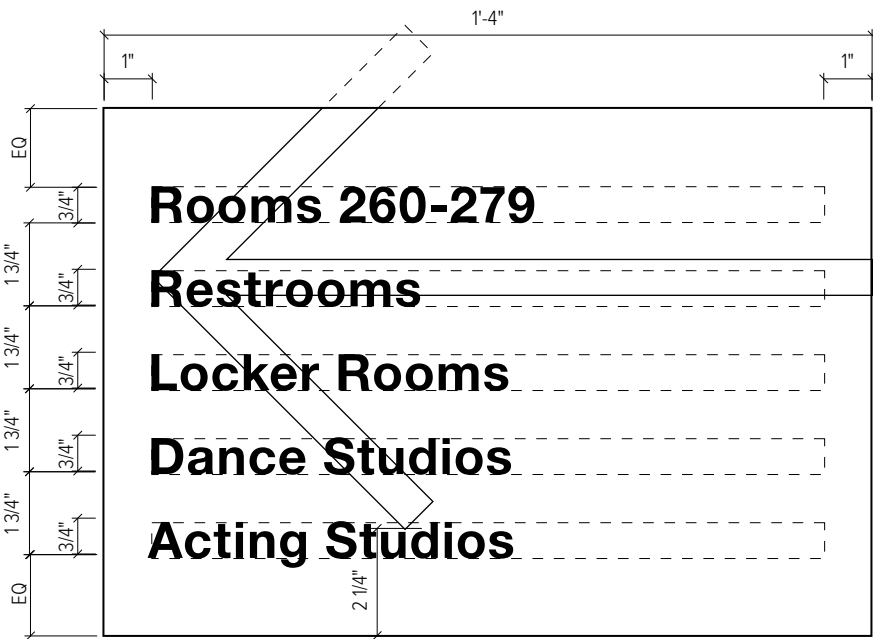
2 Elevation
3" = 1'-0"



A Section Detail
6" = 1'-0"



3 Elevation
3" = 1'-0"



4 Elevation
3" = 1'-0"

ADD ALTERNATE #2

Fabrication and Installation of all
Sign Type W1, W2, W3, and Y.

See Sign Message Schedule and Location
Plans for quantities and locations.

THIS DOCUMENT AND THE ENTIRETY
OF ITS CONTENTS ARE THE PROPERTY OF
212/HARAKAWA INC.

NO PART OF THIS DOCUMENT SHALL
BE DUPLICATED, DISSEMINATED,
DISTRIBUTED OR USED FOR ANY PURPOSE
WITHOUT EXPRESS WRITTEN PERMISSION.

DO NOT USE FOR FINAL CONSTRUCTION.

SIGN FABRICATOR TO VERIFY AND BE
RESPONSIBLE FOR ALL DIMENSIONS AND
WORK CONDITIONS AND INFORM THIS
OFFICE OF VARIATIONS PRIOR TO
PERFORMING WORK. WRITTEN
DIMENSIONS GOVERN OVER SCALED
DIMENSIONS.

PROJECT

16_DEB_BER-062

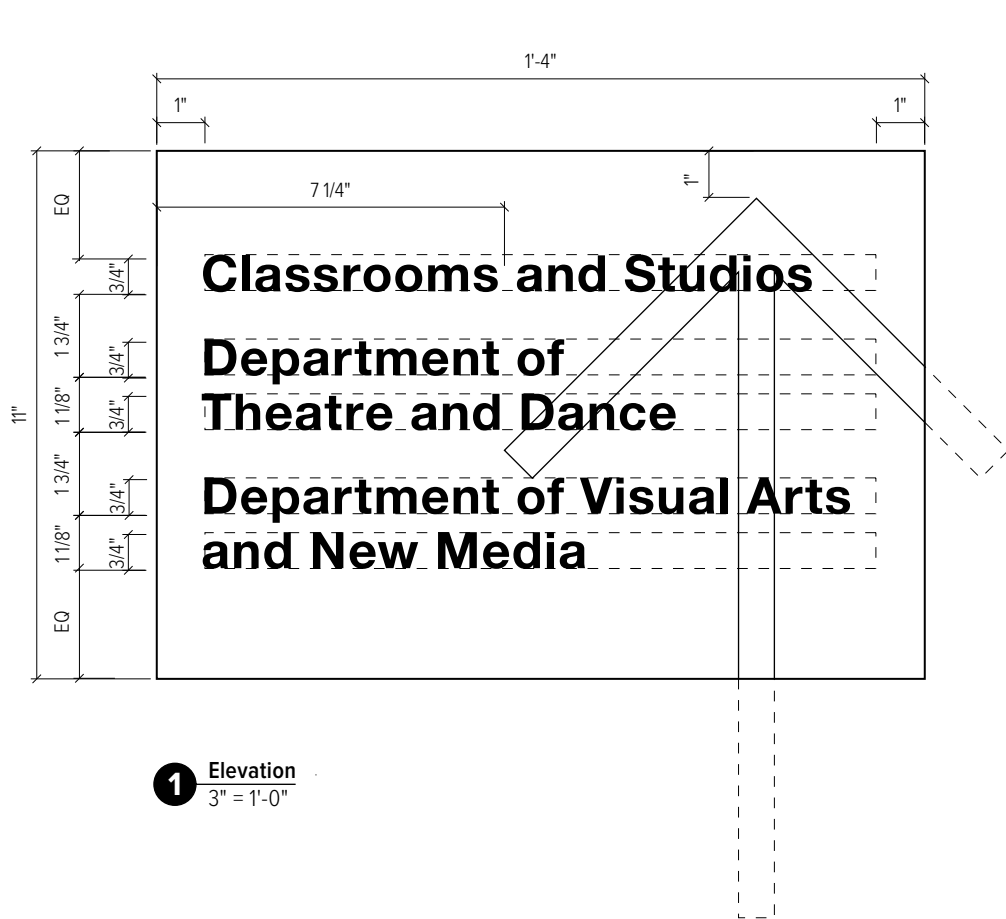
SUNY Fredonia - RAC
West Addition Signage and Donor

ISSUE	DATE
1	100% Construction Intent 15 June 2016
2	For Bld 25 July 2016

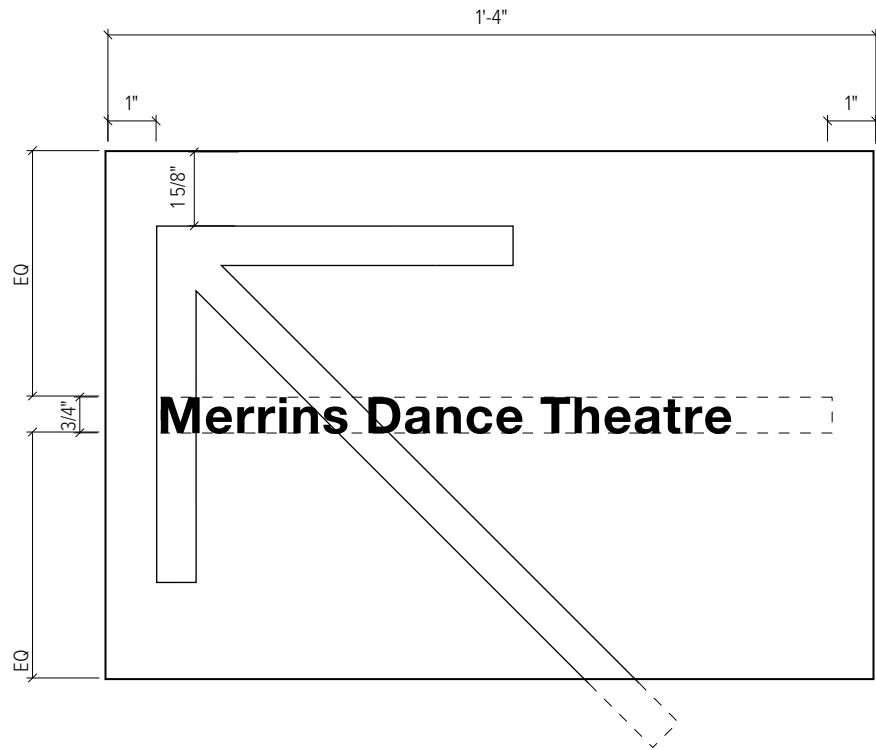
DRAWING TITLE

Sign Type W1
Directional

DRAWING NO.

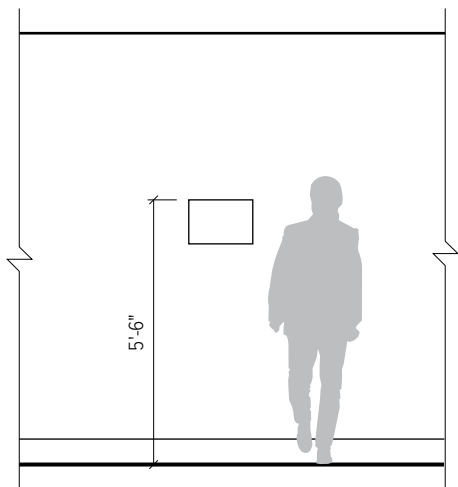


1 Elevation
3" = 1'-0"

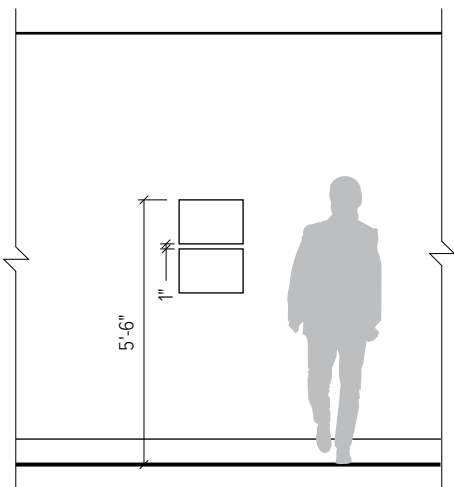


2 Elevation
3" = 1'-0"

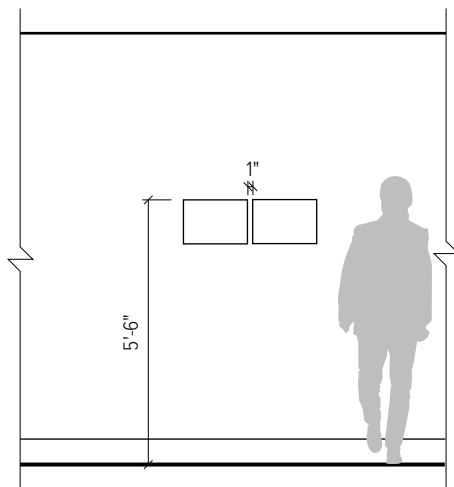
ADD ALTERNATE #2
Fabrication and Installation of all
Sign Type W1, W2, W3, and Y.
See Sign Message Schedule and Location
Plans for quantities and locations.



3 Typical Installation Elevation - Single Direction
1/4" = 1'-0"



4 Typical Installation Elevation - Double Direction
1/4" = 1'-0"



5 Typical Installation Elevation - Double Direction Alternate
1/4" = 1'-0"

TWO TWELVE

902 BROADWAY
FLOOR 20
NEW YORK, NY
10010/6002

212/254/6670 T

THIS DOCUMENT AND THE ENTIRETY
OF ITS CONTENTS ARE THE PROPERTY OF
212/HARAKAWA INC.

NO PART OF THIS DOCUMENT SHALL
BE DUPLICATED, DISSEMINATED,
DISTRIBUTED OR USED FOR ANY PURPOSE
WITHOUT EXPRESS WRITTEN PERMISSION.

DO NOT USE FOR FINAL CONSTRUCTION.

SIGN FABRICATOR TO VERIFY AND BE
RESPONSIBLE FOR ALL DIMENSIONS AND
WORK CONDITIONS AND INFORM THIS
OFFICE OF VARIATIONS PRIOR TO
PERFORMING WORK. WRITTEN
DIMENSIONS GOVERN OVER SCALED
DIMENSIONS.

PROJECT

16_DEB_BER-062

SUNY Fredonia - RAC
West Addition Signage and Donor

ISSUE	DATE
1	100% Construction Intent 15 June 2016
2	For Bld 25 July 2016

DRAWING TITLE

Sign Type W1
Directional

DRAWING NO.

CID.26



Technical drawing of a theatre sign. The sign is rectangular with a width of 4'-8" and a height of 1". The text "Alice E. Bartlett Theatre" is centered on the sign. The drawing includes dimension lines and labels: "4'-8\"" for the width, "1\"" for the height, and "EQ" for equal dimensions. The text "Alice E. Bartlett Theatre" is enclosed in a dashed rectangular box.

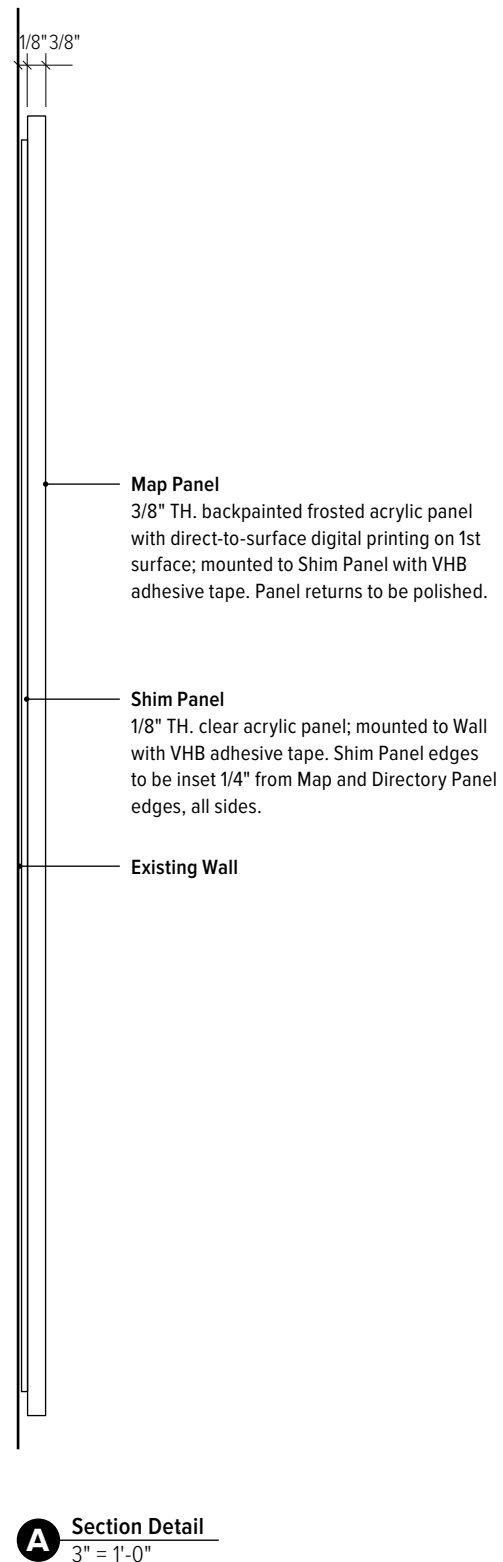
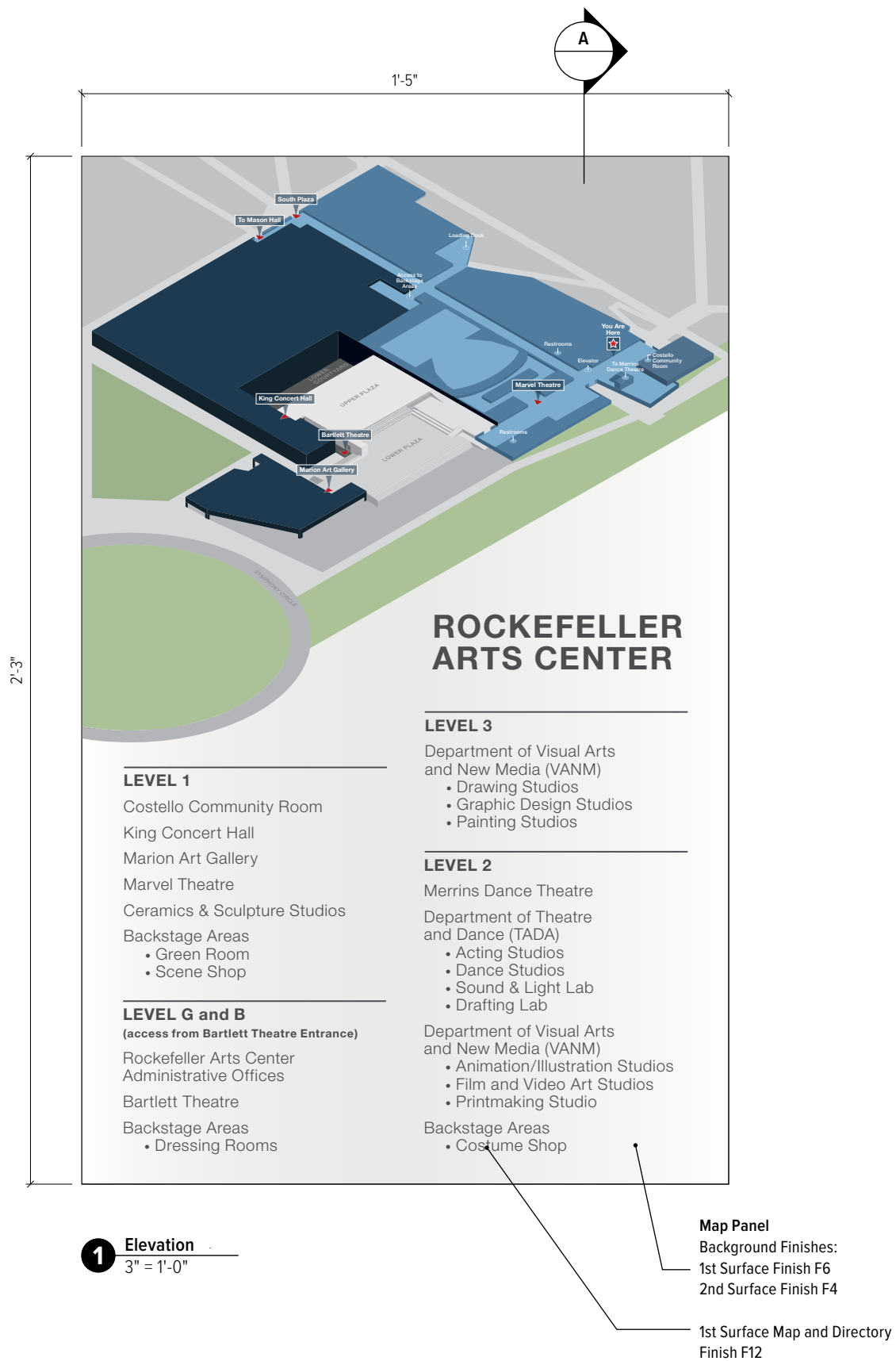
Architectural drawing of a theatre sign. The sign is a dark rectangle with the text "Alice E. Bartlett Theatre" in white. Above the sign, a dimension line indicates a width of 4'-8 3/4" V.I.F. To the right of the sign, a dimension line indicates a height of 1" V.I.F. The drawing includes break lines and a vertical line on the left side.

NOTE

Panel to fit within soffit as shown. Sign Contractor to verify dimensions in field and reflect correct installation conditions and panel requirements on Shop Drawings.

ISSUE	DATE
1	100% Construction Intent 15 June 2016
2	For Bld 25 July 2016

CID.28

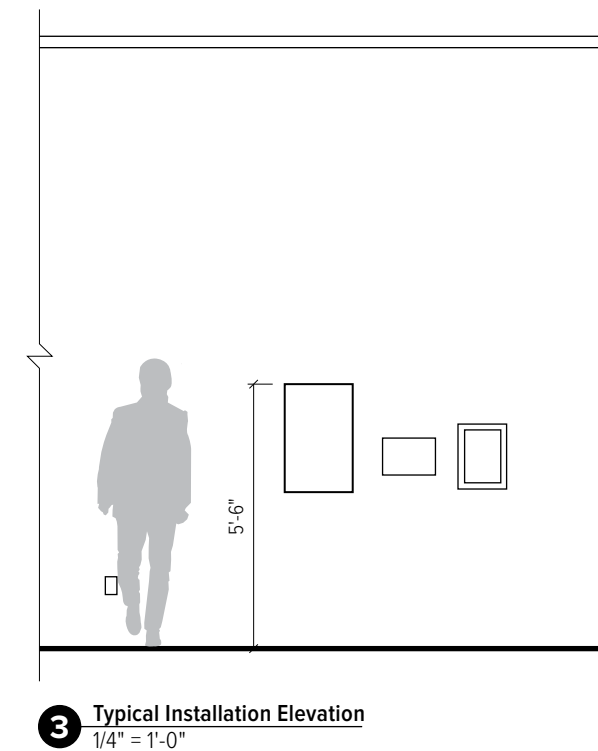


NOTE

Final Map Artwork to be Provided by Designer.

ADD ALTERNATE #2

**Fabrication and Installation of all
Sign Type W1, W2, W3, and Y.**
**See Sign Message Schedule and Location
Plans for quantities and locations.**



TWO TWELVE

902 BROADWAY
FLOOR 20
NEW YORK, NY
10010/6002

212/254/6670 T

THIS DOCUMENT AND THE ENTIRETY
OF ITS CONTENTS ARE THE PROPERTY OF
212/HARAKAWA INC.

NO PART OF THIS DOCUMENT SHALL
BE DUPLICATED, DISSEMINATED,
DISTRIBUTED OR USED FOR ANY PURPOSE
WITHOUT EXPRESS WRITTEN PERMISSION.
DO NOT USE FOR FINAL CONSTRUCTION.

SIGN FABRICATOR TO VERIFY AND BE RESPONSIBLE FOR ALL DIMENSIONS AND WORK CONDITIONS AND INFORM THIS OFFICE OF VARIATIONS PRIOR TO PERFORMING WORK. WRITTEN DIMENSIONS GOVERN OVER SCALED DIMENSIONS.

PROJECT

16_DEB_BER-062

SUNY Fredonia - RAC
West Addition Signage and Donor

ISSUE	DATE
1	100% Construction Intent 15 June 2016
2	For Bld 25 July 2016

DRAWING TITLE

Sign Type Y

Building Directory

DRAWING NO.

CID.29

TWO TWELVE

902 BROADWAY
FLOOR 20
NEW YORK, NY
10010/6002

212/254/6670 T

THIS DOCUMENT AND THE ENTIRETY OF ITS CONTENTS ARE THE PROPERTY OF 212/HARAKAWA INC.

NO PART OF THIS DOCUMENT SHALL BE DUPLICATED, DISSEMINATED, DISTRIBUTED OR USED FOR ANY PURPOSE WITHOUT EXPRESS WRITTEN PERMISSION.

DO NOT USE FOR FINAL CONSTRUCTION.

SIGN FABRICATOR TO VERIFY AND BE RESPONSIBLE FOR ALL DIMENSIONS AND WORK CONDITIONS AND INFORM THIS OFFICE OF VARIATIONS PRIOR TO PERFORMING WORK. WRITTEN DIMENSIONS GOVERN OVER SCALED DIMENSIONS.

PROJECT	
15-DEB_BER-062	
SUNY Fredonia West Addition	
ISSUE DATE	
1	Preliminary Programming 2016 April 04
2	100 Construction Intent 2016 June 15

LEGEND

SIGN DESIGNATOR

SIGN TYPE:
REFER TO SIGN TYPE OVERVIEW DWG

FLOOR / LEVEL

SIGN NUMBER:
REFER TO SIGN MESSAGE SCHEDULE

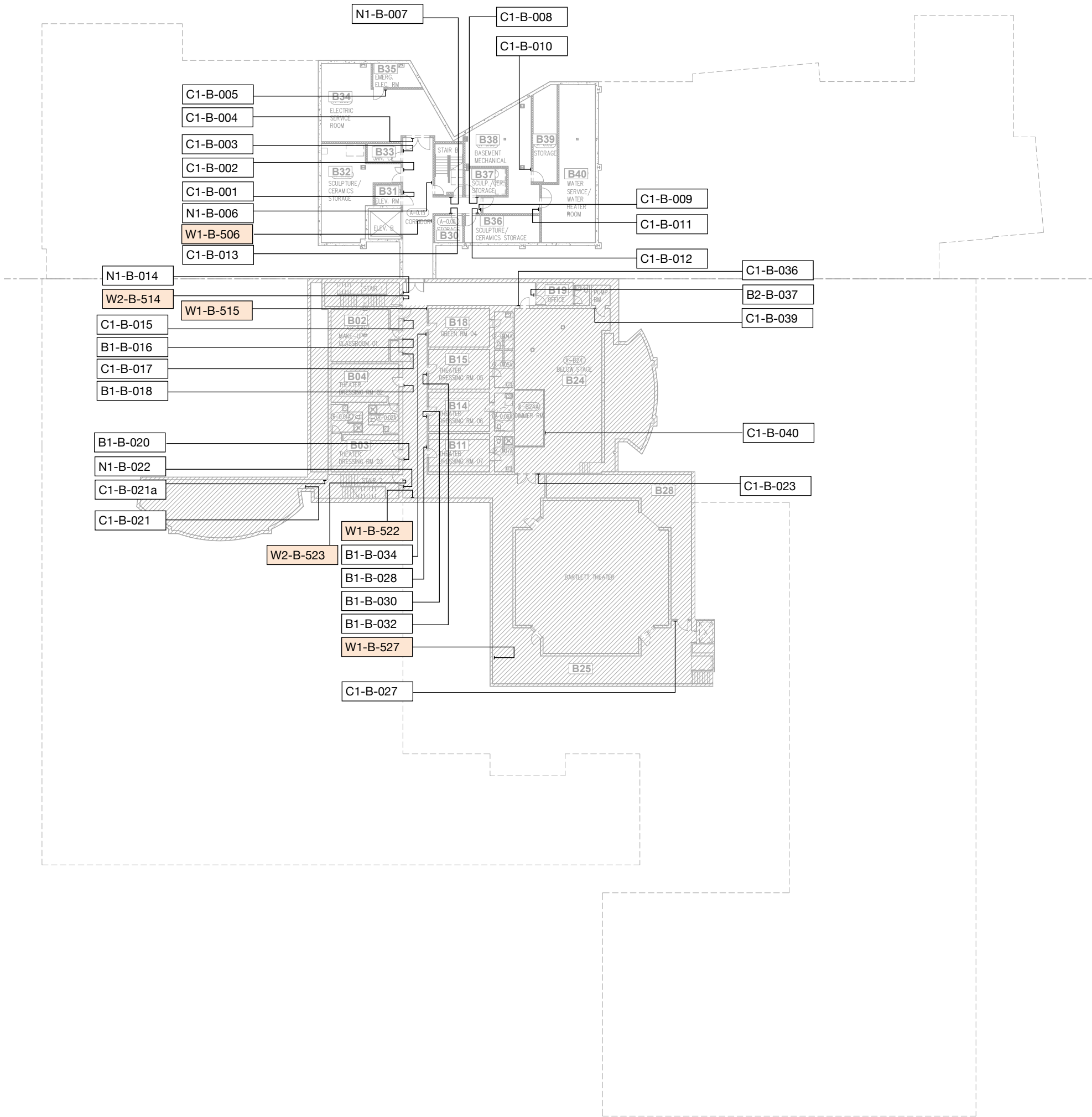
G1-L5-032

DRAWING TITLE

Sign Location Plan
Basement

DRAWING NO.

LP.02



KEY:

	ADD ALTERNATE #1
	ADD ALTERNATE #2
	ADD ALTERNATE #3
	ADD ALTERNATE #4

THIS DOCUMENT AND THE ENTIRETY
OF ITS CONTENTS ARE THE PROPERTY OF
212/HARAKAWA INC.

NO PART OF THIS DOCUMENT SHALL
BE DUPLICATED, DISSEMINATED,
DISTRIBUTED OR USED FOR ANY PURPOSE
WITHOUT EXPRESS WRITTEN PERMISSION.

DO NOT USE FOR FINAL CONSTRUCTION.

SIGN FABRICATOR TO VERIFY AND BE
RESPONSIBLE FOR ALL DIMENSIONS AND
WORK CONDITIONS AND INFORM THIS
OFFICE OF VARIATIONS PRIOR TO
PERFORMING WORK. WRITTEN DIMENSIONS
GOVERN OVER SCALED DIMENSIONS.

PROJECT

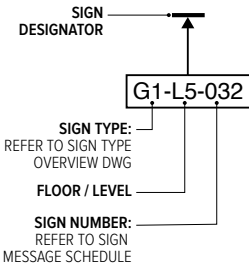
15-DEB_BER-062

SUNY Fredonia
West Addition

ISSUE DATE

- | | |
|---|------------------------------------------|
| 1 | Preliminary Programming
2016 April 04 |
| 2 | 100 Construction Intent
2016 June 15 |

LEGEND

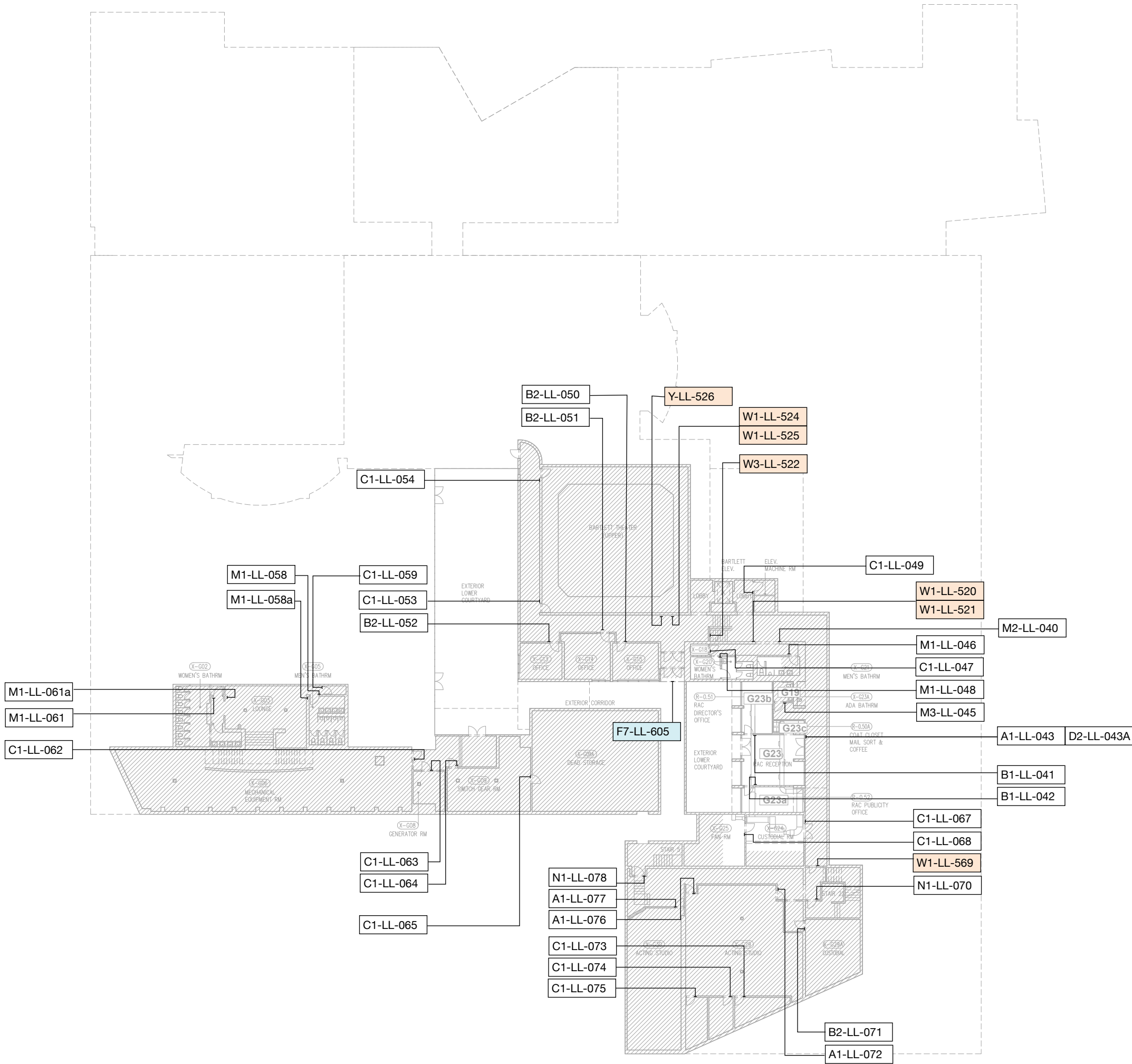


DRAWING TITLE

Sign Location Plan
Lower Level

DRAWING NO.

LP.03



- KEY:
- ADD ALTERNATE #1
 - ADD ALTERNATE #2
 - ADD ALTERNATE #3
 - ADD ALTERNATE #4

902 BROADWAY
FLOOR 20
NEW YORK, NY
10010/6002

THIS DOCUMENT AND THE ENTIRETY
OF ITS CONTENTS ARE THE PROPERTY OF
212/HARAKAWA INC.

NO PART OF THIS DOCUMENT SHALL
BE DUPLICATED, DISSEMINATED,
DISTRIBUTED OR USED FOR ANY PURPOSE
WITHOUT EXPRESS WRITTEN PERMISSION.

DO NOT USE FOR FINAL CONSTRUCTION.

SIGN FABRICATOR TO VERIFY AND BE RESPONSIBLE FOR ALL DIMENSIONS AND WORK CONDITIONS AND INFORM THIS OFFICE OF VARIATIONS PRIOR TO PERFORMING WORK. WRITTEN DIMENSIONS GOVERN OVER SCALED DIMENSIONS.

15-DEB_BER-062

SUNY Fredonia
West Addition

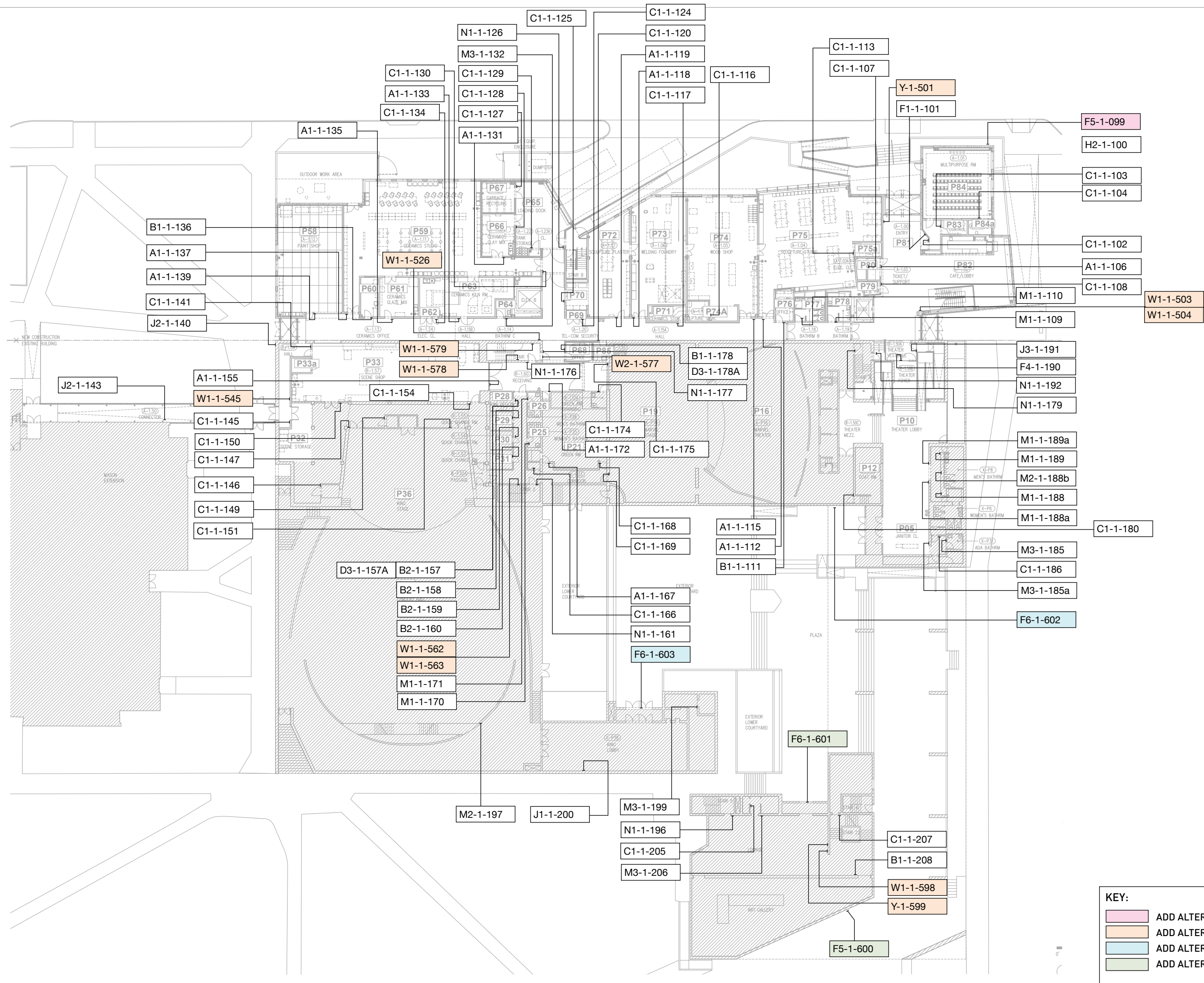
1	Preliminary Programming 2016 April 04
2	100 Construction Intent 2016 June 15

The diagram shows a rectangular box labeled **G1-L5-032**. Above the box is a horizontal line with a vertical tick mark pointing down to the box. To the left of this line is the text **SIGN DESIGNATOR**. Three lines with arrows point from the box to the following labels:

- SIGN TYPE:** REFER TO SIGN TYPE OVERVIEW DWG
- FLOOR / LEVEL**
- SIGN NUMBER:** REFER TO SIGN MESSAGE SCHEDULE

Sign Location Plan First Floor

LP.04



TWO TWELVE

902 BROADWAY
FLOOR 20
NEW YORK, NY
10010/6002

212/254/6670 T

THIS DOCUMENT AND THE ENTIRETY OF ITS CONTENTS ARE THE PROPERTY OF 212/HARAKAWA INC.

NO PART OF THIS DOCUMENT SHALL BE DUPLICATED, DISSEMINATED, DISTRIBUTED OR USED FOR ANY PURPOSE WITHOUT EXPRESS WRITTEN PERMISSION.

DO NOT USE FOR FINAL CONSTRUCTION.

SIGN FABRICATOR TO VERIFY AND BE RESPONSIBLE FOR ALL DIMENSIONS AND WORK CONDITIONS AND INFORM THIS OFFICE OF VARIATIONS PRIOR TO PERFORMING WORK. WRITTEN DIMENSIONS GOVERN OVER SCALED DIMENSIONS.

PROJECT	
15-DEB_BER-062	
SUNY Fredonia West Addition	
ISSUE DATE	
1	Preliminary Programming 2016 April 04
2	100 Construction Intent 2016 June 15

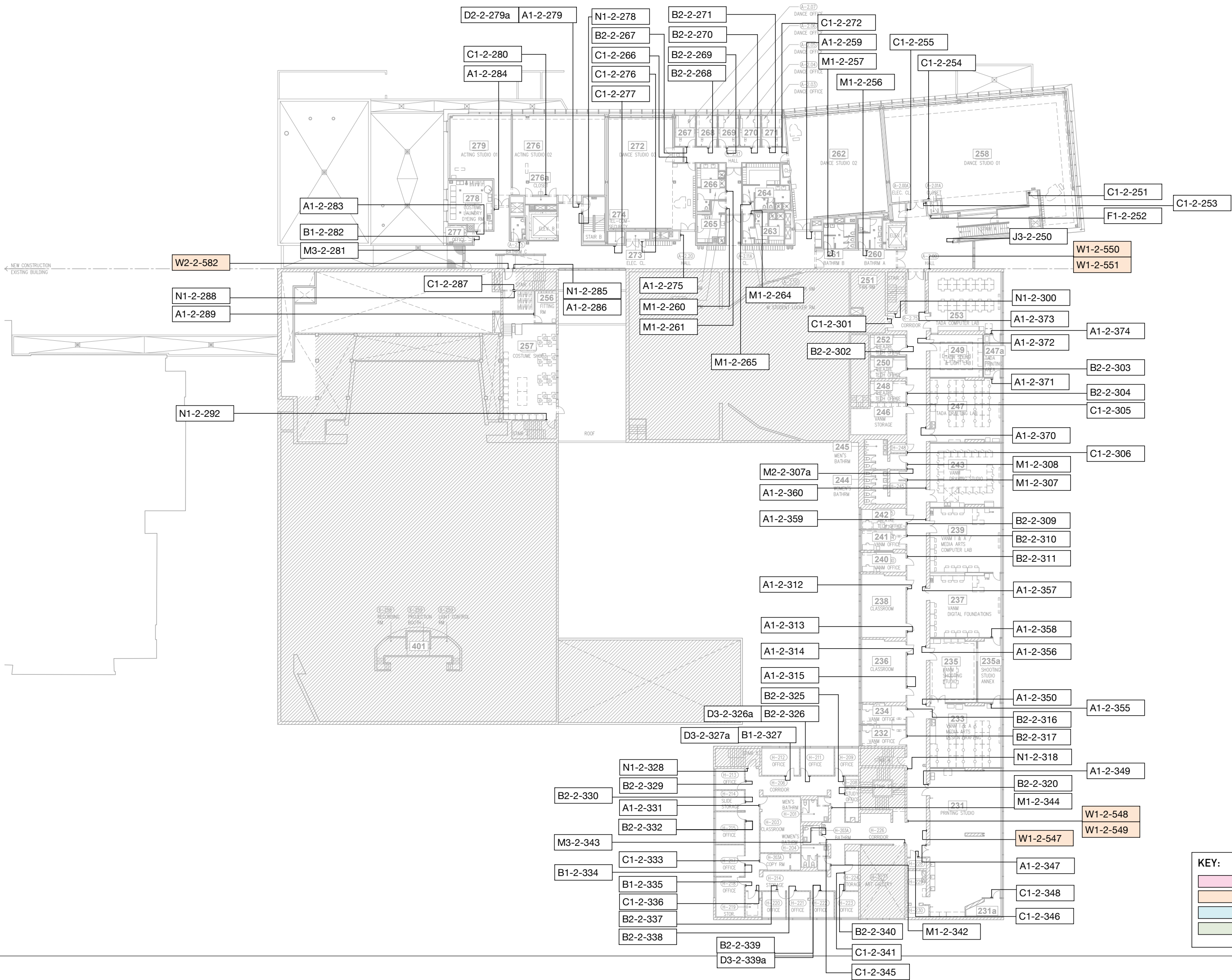
LEGEND	
SIGN DESIGNATOR	G1-L5-032
SIGN TYPE: REFER TO SIGN TYPE OVERVIEW DWG	
FLOOR / LEVEL	
SIGN NUMBER: REFER TO SIGN MESSAGE SCHEDULE	

DRAWING TITLE

Sign Location Plan
Second Floor

DRAWING NO.

LP.05



902 BROADWAY
FLOOR 20
NEW YORK, NY
10010/6002

THIS DOCUMENT AND THE ENTIRETY
OF ITS CONTENTS ARE THE PROPERTY OF
212/HARAKAWA INC.

NO PART OF THIS DOCUMENT SHALL
BE DUPLICATED, DISSEMINATED,
DISTRIBUTED OR USED FOR ANY PURPOSE
WITHOUT EXPRESS WRITTEN PERMISSION.

DO NOT USE FOR FINAL CONSTRUCTION.

SIGN FABRICATOR TO VERIFY AND BE RESPONSIBLE FOR ALL DIMENSIONS AND WORK CONDITIONS AND INFORM THIS OFFICE OF VARIATIONS PRIOR TO PERFORMING WORK. WRITTEN DIMENSIONS GOVERN OVER SCALED DIMENSIONS.

15-DEB_BER-062

**SUNY Fredonia
West Addition**

1	Preliminary Programming 2016 April 04
2	100 Construction Intent 2016 June 15

SIGN DESIGNATOR

G1-L5-032

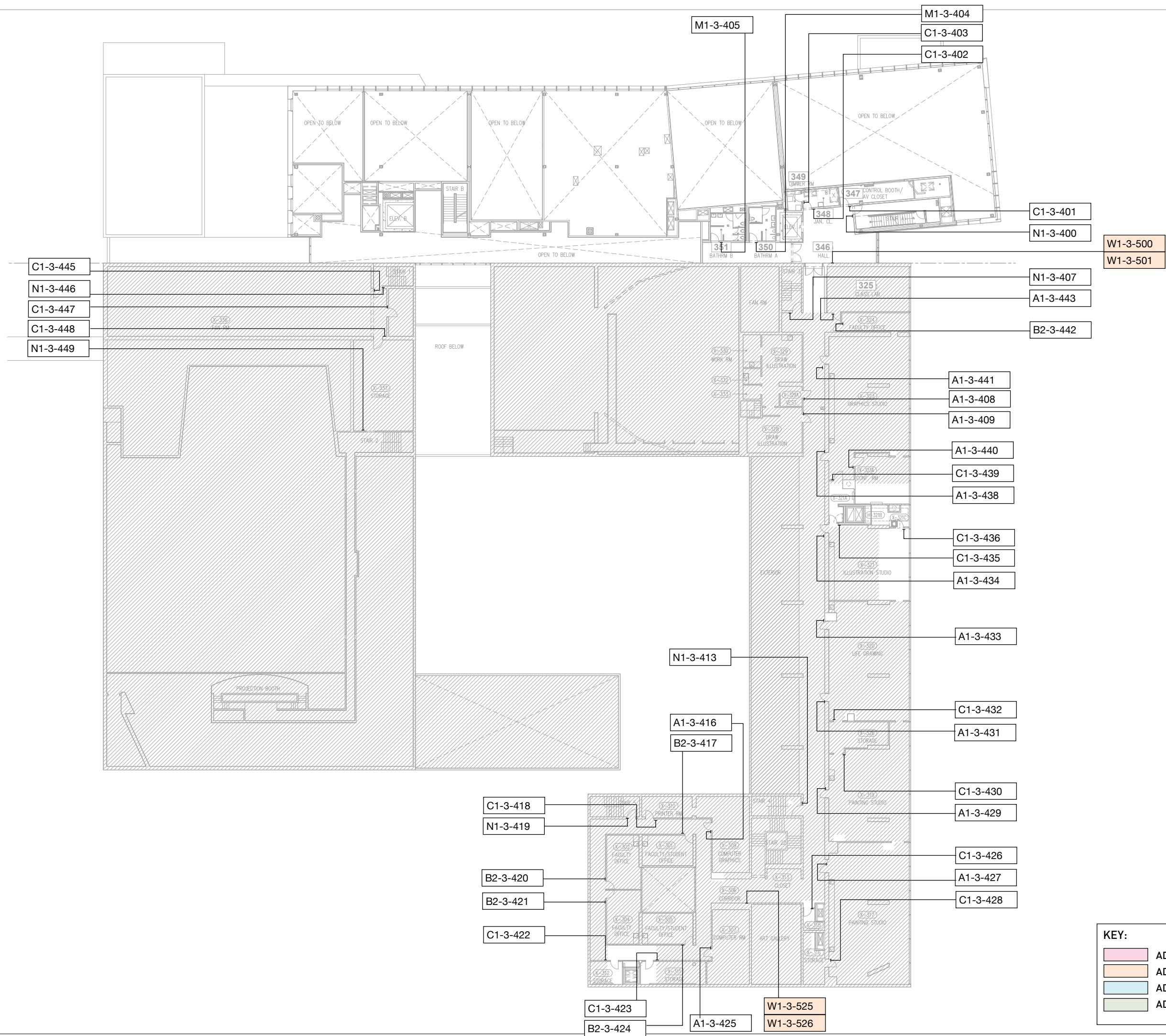
SIGN TYPE:
REFER TO SIGN TYPE
OVERVIEW DWG

FLOOR / LEVEL

SIGN NUMBER:
REFER TO SIGN
MESSAGE SCHEDULE

Sign Location Plan Third Floor

LP.06



TWO TWELVE

902 BROADWAY
FLOOR 20
NEW YORK, NY
10010/6002

212/254/6670 T

THIS DOCUMENT AND THE ENTIRETY OF ITS CONTENTS ARE THE PROPERTY OF 212/HARAKAWA INC.

NO PART OF THIS DOCUMENT SHALL BE DUPLICATED, DISSEMINATED, DISTRIBUTED OR USED FOR ANY PURPOSE WITHOUT EXPRESS WRITTEN PERMISSION.

DO NOT USE FOR FINAL CONSTRUCTION.

SIGN FABRICATOR TO VERIFY AND BE RESPONSIBLE FOR ALL DIMENSIONS AND WORK CONDITIONS AND INFORM THIS OFFICE OF VARIATIONS PRIOR TO PERFORMING WORK. WRITTEN DIMENSIONS GOVERN OVER SCALED DIMENSIONS.

PROJECT

15-DEB_BER-062

SUNY Fredonia
West Addition

ISSUE DATE

1	Preliminary Programming 2016 April 04
2	100 Construction Intent 2016 June 15

LEGEND

SIGN DESIGNATOR

SIGN TYPE:
REFER TO SIGN TYPE OVERVIEW DWG

FLOOR / LEVEL

SIGN NUMBER:
REFER TO SIGN MESSAGE SCHEDULE

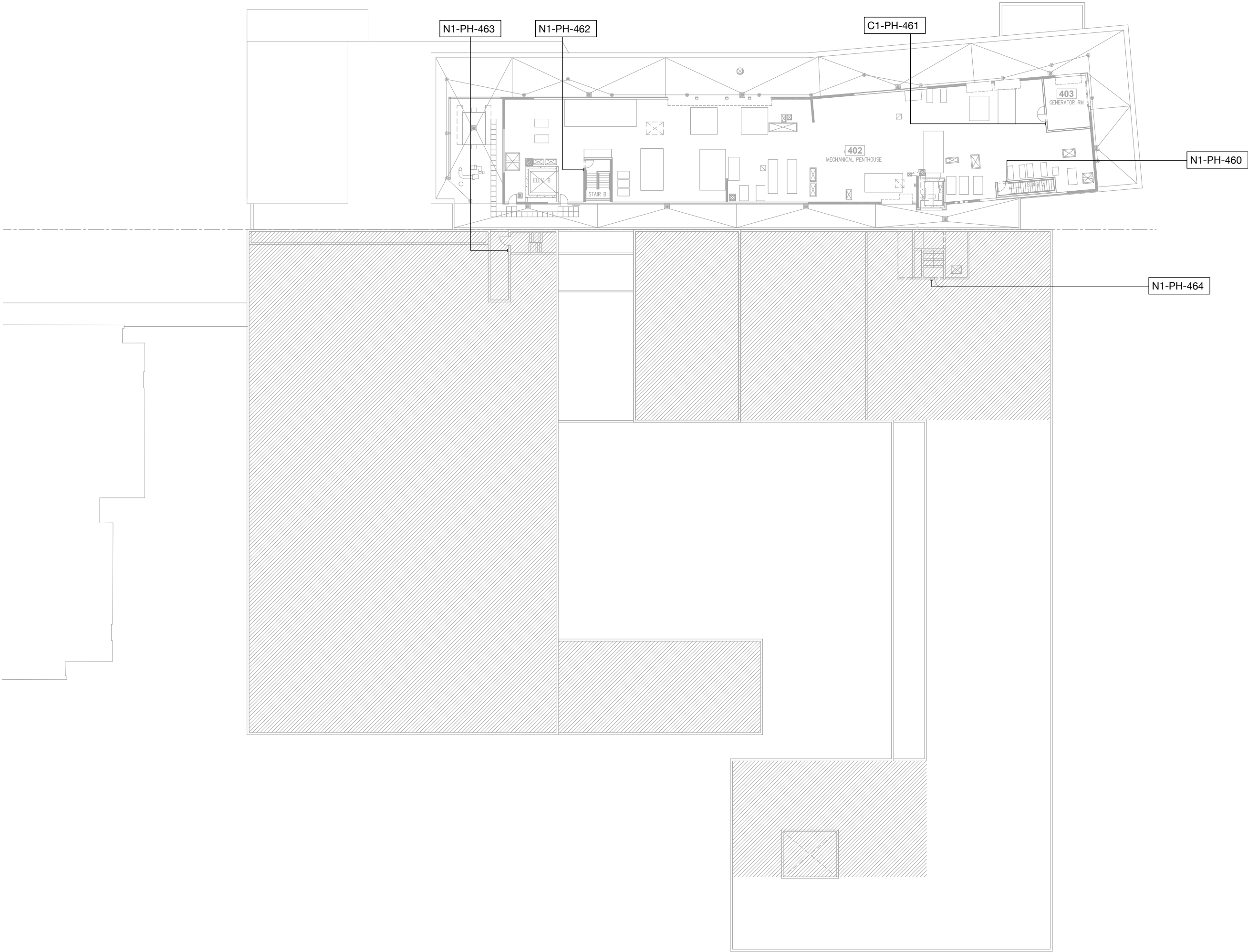
G1-L5-032

DRAWING TITLE

Sign Location Plan
Fourth Floor

DRAWING NO.

LP.07



KEY:

	ADD ALTERNATE #1
	ADD ALTERNATE #2
	ADD ALTERNATE #3
	ADD ALTERNATE #4